

COUNTDOWN to

FRENCH

LEARN TO

COMMUNICATE

in **24** HOURS



- JUST ONE HOUR TO GRASP EACH SKILL
- IDEAL FOR HOME STUDY, VACATION, AND BUSINESS TRAVEL
- MASTER ESSENTIAL GRAMMAR AND VOCABULARY
- BUILD SPEAKING CONFIDENCE IN MANY PRACTICAL SITUATIONS

GAIL STEIN

COUNTDOWN to FRENCH

Learn to
Communicate
in **24** Hours

GAIL STEIN

McGraw·Hill

*New York Chicago San Francisco Lisbon London Madrid Mexico City
Milan New Delhi San Juan Seoul Singapore Sydney Toronto*

Copyright © 2004 by The McGraw-Hill Companies, Inc. All rights reserved. Manufactured in the United States of America. Except as permitted under the United States Copyright Act of 1976, no part of this publication may be reproduced or distributed in any form or by any means, or stored in a database or retrieval system, without the prior written permission of the publisher.

0-07-142863-1

The material in this eBook also appears in the print version of this title: 0-07-141422-3

All trademarks are trademarks of their respective owners. Rather than put a trademark symbol after every occurrence of a trademarked name, we use names in an editorial fashion only, and to the benefit of the trademark owner, with no intention of infringement of the trademark. Where such designations appear in this book, they have been printed with initial caps.

McGraw-Hill eBooks are available at special quantity discounts to use as premiums and sales promotions, or for use in corporate training programs. For more information, please contact George Hoare, Special Sales, at george_hoare@mcgraw-hill.com or (212) 904-4069.

TERMS OF USE

This is a copyrighted work and The McGraw-Hill Companies, Inc. (“McGraw-Hill”) and its licensors reserve all rights in and to the work. Use of this work is subject to these terms. Except as permitted under the Copyright Act of 1976 and the right to store and retrieve one copy of the work, you may not decompile, disassemble, reverse engineer, reproduce, modify, create derivative works based upon, transmit, distribute, disseminate, sell, publish or sublicense the work or any part of it without McGraw-Hill’s prior consent. You may use the work for your own noncommercial and personal use; any other use of the work is strictly prohibited. Your right to use the work may be terminated if you fail to comply with these terms.

THE WORK IS PROVIDED “AS IS”. MCGRAW-HILL AND ITS LICENSORS MAKE NO GUARANTEES OR WARRANTIES AS TO THE ACCURACY, ADEQUACY OR COMPLETENESS OF OR RESULTS TO BE OBTAINED FROM USING THE WORK, INCLUDING ANY INFORMATION THAT CAN BE ACCESSED THROUGH THE WORK VIA HYPERLINK OR OTHERWISE, AND EXPRESSLY DISCLAIM ANY WARRANTY, EXPRESS OR IMPLIED, INCLUDING BUT NOT LIMITED TO IMPLIED WARRANTIES OF MERCHANTABILITY OR FITNESS FOR A PARTICULAR PURPOSE. McGraw-Hill and its licensors do not warrant or guarantee that the functions contained in the work will meet your requirements or that its operation will be uninterrupted or error free. Neither McGraw-Hill nor its licensors shall be liable to you or anyone else for any inaccuracy, error or omission, regardless of cause, in the work or for any damages resulting therefrom. McGraw-Hill has no responsibility for the content of any information accessed through the work. Under no circumstances shall McGraw-Hill and/or its licensors be liable for any indirect, incidental, special, punitive, consequential or similar damages that result from the use of or inability to use the work, even if any of them has been advised of the possibility of such damages. This limitation of liability shall apply to any claim or cause whatsoever whether such claim or cause arises in contract, tort or otherwise.

DOI: 10.1036/0071428631

This book is dedicated to:

My wonderfully patient and supportive husband, Douglas

My incredibly loving, understanding, and proud sons, Eric and Michael

My proud parents, Jack and Sara Bernstein

My creative sister and her family, Susan, Jay, and Zachary Opperman

My superior consultant and advisor, Roger H. Herz

My good friend and supporter, Christina Levy

My seventh-grade buddy, who kept my interest in French alive, Ray Elias

This page intentionally left blank.

[For more information about this title, click here.](#)

Contents

Introduction	xiii
.....	
24:00 Focusing on Pronunciation	1
.....	
Master These Skills	1
Perfecting Your Pronunciation	2
Stress	2
Liaison	2
Elision	2
Accents	3
Vowels	4
Nasals	6
Non-Nasal Combinations	9
Consonants	9
A Final Suggestion	13
Time's Up!	13
23:00 Recognizing and Using Nouns	15
.....	
Master These Skills	15
Gender	16
Noun Markers	16
Nouns	19
Cognates	26
Time's Up!	28
22:00 Working with Present-Tense Verbs	29
.....	
Master These Skills	29
Subject Nouns and Pronouns	30
Verbs	31
Shoe Verbs	36

CONTENTS

Irregular Verbs	39
Uses of the Present Tense	45
Time's Up!	45
21:00 The Past Tense (The Passé Composé)	47
Master These Skills	47
Forming the Passé Composé with <i>Avoir</i>	48
Using the Passé Composé with <i>Être</i>	50
Forming the Passé Composé with <i>Être</i>	51
Special Verbs	52
The Imperfect	53
Deciding When to Use the Passé Composé or the Imperfect	55
The Pluperfect	58
The Passé Simple (The Past Definite)	59
Time's Up!	61
20:00 Back to the Future: Speaking Conditionally	63
Master These Skills	63
The Future	64
The Future Perfect	67
The Conditional	67
The Past Conditional	69
Conditional Sentences	70
Time's Up!	72
19:00 Using Adjectives and Adverbs	73
Master These Skills	73
Making Adjectives Feminine	74
Past Participles Used as Adjectives	76
Forming Irregular Adjectives	76
Special Forms	79
Making Adjectives Plural	79
Position of Adjectives	80
Adjectives with Different Meanings	81
Adverbs	83
Exceptions to the Rules	84
Adverbs Not Formed from Adjectives	85

CONTENTS

	Adverbs of Quantity	87
	Position of Adverbs	87
	Time's Up!	88
18:00	Making Acquaintances	89
	
	Master These Skills	89
	Greetings and Good-Byes	90
	Reflexive Verbs	91
	Origins	95
	Nationalities	97
	The Family	98
	Showing Possession	99
	Time's Up!	102
17:00	Inviting and Replying with Verbs and Prepositions	103
	
	Master These Skills	103
	Verbs for Invitations	104
	Prepositions	105
	Places	107
	Stress Pronouns	108
	Extending an Invitation	109
	Accepting an Invitation	110
	Refusing an Invitation	111
	Expressing Indecision and Indifference	111
	<i>No</i>	112
	<i>Ne . . . pas</i> with Reflexive Verbs	112
	Time's Up!	113
16:00	Working with Numbers	115
	
	Master These Skills	115
	Cardinal Numbers	116
	Nouns of Number	117
	Pronunciation Guide	118
	Ordinal Numbers	118
	Days, Months, and Seasons	119
	Telling Time	122
	Time's Up!	125

CONTENTS

15:00	Offering Ideas and Issuing Commands	127
	
	Master These Skills	127
	Making Proposals	128
	Giving Commands	129
	Giving and Receiving Directions	130
	Using the Pronoun <i>Y</i>	133
	Using Idioms	135
	Positive Reinforcement	135
	Complaints	136
	Using <i>Ce + Être</i> or <i>Il Est</i>	136
	Time's Up!	138
14:00	Using French Around the Home	139
	
	Master These Skills	139
	House and Home	140
	Chores	141
	Getting Help in a Store	142
	<i>Devoir</i> —to Have to	143
	Impersonal Expressions	144
	Understanding and Forming the Present Subjunctive	144
	The Past Subjunctive	149
	Offering Encouragement	149
	Time's Up!	150
13:00	Asking Questions	151
	
	Master These Skills	151
	Asking Yes/No Questions	152
	Information Questions	155
	Using <i>Il Y A</i>	159
	Asking for Directions	159
	Asking for a Price	160
	Questioning New Acquaintances	160
	Lack of Communication	161
	Time's Up!	162

CONTENTS

12:00	Answering Questions	163
	
	Master These Skills	163
	Answering Yes	164
	Answering No	164
	Negative Expressions	167
	Answering Information Questions	168
	On the Phone	172
	Phone Problems	173
	Time's Up!	174
11:00	Seeking Help	175
	
	Master These Skills	175
	Getting Help Anywhere	176
	At the Post Office	176
	At the Hair Salon	178
	At the Dry Cleaner's	179
	At the Optician's	179
	At the Camera Store	180
	At the Jeweler's	181
	Special Services and Needs	181
	Time's Up!	183
10:00	Working with Pronouns	185
	
	Master These Skills	185
	Making Suggestions	186
	Leisure Activities	186
	Going to the Movies and Watching Television	187
	Invariable Demonstrative Pronouns	
	(<i>Ceci, Cela, Ce, and Ça</i>)	188
	Object Pronouns	188
	Positive Feelings	194
	Using the Subjunctive to Express Emotions	
	and Feelings	195
	Time's Up!	196

CONTENTS

09:00	Planning Outdoor Activities	197
	
	Master These Skills	197
	Sports	198
	The Weather	199
	Expressing Negative Opinions	201
	Expressing Indifference	201
	The Subjunctive with Expressions of Doubt	202
	The Subjunctive After Impersonal Expressions	203
	The Subjunctive After Verbs of Opinion or Knowledge	204
	Time's Up!	204
08:00	Making Comparisons	205
	
	Master These Skills	205
	Animals	206
	In the Classroom	206
	Comparisons of Inequality	207
	Comparisons of Equality	214
	Comparative and Superlative Expressions	215
	The Subjunctive After Superlative Expressions	215
	Time's Up!	216
07:00	Meeting Your Needs on the Road and Elsewhere	217
	
	Master These Skills	217
	Hotel Accommodations and Amenities	218
	Exclamations	219
	More Uses of the Subjunctive	220
	Relative Pronouns	223
	Time's Up!	226
06:00	Speaking of Food	227
	
	Master These Skills	227
	Quantities	228
	The Partitive	229
	Eating Establishments	230

CONTENTS

Foods	231
<i>En</i>	239
Time's Up!	242
05:00 Medically Speaking	243
.....
Master These Skills	243
At the Pharmacy	244
Prepositional Modifiers	245
Parts of the Body	246
Medical Problems	247
At the Doctor's Office	248
Asking and Answering "How Long?"	249
Time's Up!	250
04:00 Choosing and Buying Clothing	251
.....
Master These Skills	251
Clothing	252
Selecting Sizes and Getting Alterations	253
Problems	255
Colors	256
Fabrics	257
Patterns	257
Sales	258
Making a Purchase	258
Variable Demonstrative Pronouns	258
Time's Up!	259
03:00 Taking Care of Travel Needs	261
.....
Master These Skills	261
At the Airport	262
At the Train Station	264
Travel by Car	264
The Passive Voice	267
Time's Up!	268

CONTENTS

02:00	Managing Your Money	269

	Master These Skills	269
	At the Bank	270
	The Stock Market	271
	Present Participles	272
	Perfect Participles	274
	Using Indefinite Pronouns	274
	Indefinites as Adverbs	277
	Time's Up!	278
01:00	The Language of Business	279

	Master These Skills	279
	Stationery Needs	280
	Photocopies	280
	Faxes	281
	Computers	281
	Conducting Business	283
	Prepositions Before Infinitives	285
	Time's Up!	288
00:00	The Final Countdown	289

	Answer Key	295

	Appendix: 24 Important Words and Phrases	307

	Index	311

Introduction

The main premise of *Countdown to French* is that you can learn this extremely useful and beautiful language quickly and effectively. If you are willing to spend just 24 hours of your time studying the grammar, vocabulary, and phrases presented in the lessons, you will find that you will be able to understand and communicate in French in various types of everyday situations. You can immediately feel confident that you will meet this challenge and accomplish your goals effortlessly and rapidly.

To make the task of learning French as time-efficient as possible, *Countdown to French* is divided into 24 one-hour lessons. Each lesson is then subdivided into logical and manageable parts, which will enable you to learn the material with ease and self-assurance. Just divide the lesson so that you allow an equal number of minutes for each major heading. Do not worry about memorizing all the words in every table. That would prove to be an impossible and frustrating task. Instead, use the lists for reference, with the key phrases you memorize. Those words that are high-frequency in your vocabulary will quickly become a part of your own personal word list.

Countdown to French is completely different from other language books: It is not a grammar text for students, yet it contains an in-depth study of all the major grammar inherent to French. It is not a phrase book for travelers, yet it contains all the in-depth vocabulary you might want or need in every conceivable situation. It is, therefore, a unique combination of the two that gives you the essentials for an immediate jump start in speaking and understanding French.

Unlike any other foreign language book on the market, *Countdown to French* is organized into a series of tasks that speakers will find useful and adaptable in a wide variety of situations: socializing, giving and receiving information, persuasion, expressing feelings and emotions, and expressing needs. These are the rudimentary task elements of any language that are necessary for anyone who wants to understand and be understood: to communicate as effectively as possible. Remember that dictionaries just give you words without teaching you how to put them together to form logical, comprehensive thoughts. *Countdown to French* will allow you to reach this goal.

Hours 24:00 to 19:00 present the grammar you will need to form complete, simple, correct sentences in the past, present, or future. The

INTRODUCTION

differences between English and French syntax and structure will be pinpointed to give you a greater understanding and command of the language. The rules you learn in these lessons can then be applied to accomplish any of the tasks in the ones that follow. So feel free to skip around and use the knowledge you've acquired in any of the parts that follow, without being overly concerned about sequence.

Hours 18:00 to 16:00 give you the phrases and structures necessary to strike up conversations and make the acquaintance of French-speaking people. You'll learn how to extend, accept, and graciously refuse an invitation and offer apologies and excuses using the correct French vocabulary and structures.

Hours 15:00 and 14:00 enable you to get someone to follow a course of action at a mutually convenient time and place. These lessons allow you to make proposals, offer suggestions, and give commands that can be used for a variety of activities and events.

Hours 13:00 to 11:00 teach you the most effective ways to ask yes/no and information questions. In the event of a lack of communication, you'll be prepared. You'll also be able to properly furnish any necessary information being asked of you, in a quick, efficient manner. There are lessons teaching you how to make a phone call and how to obtain help in securing personal services at the post office, the hair salon, the dry cleaner's, the optician's, the camera shop, and the jeweler's. There's even vocabulary for those with special needs who require special services.

Hours 10:00 to 8:00 allow you to express your positive and negative reactions and emotions, as well as your indifference and indecision toward varying activities. You'll be using colloquial and idiomatic French and grammatically correct structures to accomplish these tasks, as well as to make comparisons.

Hours 7:00 to 1:00 will help you with your hotel, food, medical, clothing, transportation, banking, and business needs by means of easy, but clear-cut French expressions.

The rest is up to you. If you're really committed, you can do this! *Bonne chance!* (bohn shahNs) Good luck!



Focusing on Pronunciation

MASTER THESE SKILLS

.....

- Pronunciation
 - Stress, liaison, elision, and accents
 - Vowels
 - Nasal sounds
 - Consonants
-

In this chapter you'll learn how to stress French syllables, how to use liaison and elision, and how different accents affect the sounds of the French letters. You'll also be given a key to help you properly pronounce vowels, consonants, and nasal sounds.

PERFECTING YOUR PRONUNCIATION

Although your level of competence in pronouncing French properly has very little bearing on your ability to be understood, you can follow some simple steps that should help you to express yourself in an acceptable manner. Some suggestions and tips for better pronunciation include the following:

- Relax and speak slowly—no one expects you to sound like a native.
- Slip and slide the sounds together to get a more natural flow.
- Lose your inhibitions by reading aloud French newspapers, magazines, and literature.
- Set aside the necessary time to practice the different sounds.
- Don't be afraid to “ham up” your accent.
- Remember to pronounce letters with accents properly.
- Use your nose to pronounce French nasal sounds.

STRESS

Each syllable in a French word has about equal stress, so be careful not to be overly energetic while practicing your pronunciation. You'll need to add slightly stronger emphasis on the last syllable of a group of words. You'll achieve the best results, however, by staying on an even keel.

LIAISON

Liaison occurs when you link the final consonant of one word with the beginning vowel (*a, e, i, o, u*) or vowel sound (unaspirated *h, y*) of the next word. You'll find instances in French when a liaison is obligatory, optional, or forbidden. Don't worry: You won't need to learn all the rules that apply if you simply follow the pronunciation guide provided in this book. Liaison is accomplished by linking the first word with the second, as follows:

PHRASE	PRONUNCIATION WITH LIAISON
<i>vous adorez</i>	voo zah-doh-ray

The final *s* of *vous* is linked with the *a* of *adorez* to form a *z* sound.

ELISION

Elision most often occurs when there are two pronounced vowel sounds: one at the end of one word, and the other at the beginning of the following word. Elision requires dropping the final vowel of the first word and replacing it with an apostrophe. Then you simply slide the words together.

PHRASE	ELISION	PRONUNCIATION
<i>je adore</i>	<i>j'adore</i>	zha-dohr

ACCENTS

Accent marks are small pronunciation guides that help you speak like a native. French has five different accent marks that may change the sounds of letters, ranging from a great to an almost imperceptible degree.

Accent Aigu

An *accent aigu* (´) is only used on an *e* (é) and produces the sound *ay* as in the word *ray*. It may also replace an *s* from Old French. Whenever you see this accent, try inserting an *s* to see whether the meaning of the word becomes clearer:

épice	éponge	étrange
spice	sponge	strange

Accent Grave

An *accent grave* (`) may be used on *a* (à), *e* (è), or *u* (ù). The sounds of the *a* and *u* remain unchanged. On an *e*, however, an *accent grave* produces the sound *eh* as in the *e* in *let*.

à	célèbre	où
ah	say-lehbr	oo

Accent Circonflexe

An *accent circonflexe* (^) may be placed on all vowels but does not cause any significant sound change; in fact, it may only make the vowel sound slightly longer. Like an *accent aigu*, this accent often replaces an *s* from Old French, which gives a clue to the meaning of the word.

âge	forêt	île	hôtel	coûter
ahzh	foh-reh	eel	o-tel	koo-tay
age	forest	island	hotel/hostel	cost

Cédille

A *cédille* (¸) is used on a *c* (ç), but only before an *a*, *o*, or *u* to create the soft *s* sound.

ça	leçon	reçu
sah	leh-sohN	ruh-sew
that	lesson	receipt/received

Tréma

A *tréma* (¨) is used on the second of two consecutive vowels. The *tréma* indicates that each vowel sound is pronounced separately.

Noël	Haïti
noh-ehl	ah-ee-tee

NOTE

Be careful when using accents; some words have different meanings depending upon whether they are written with or without an accent:

a = has	la = the	ou = or	sur = on
à = to	là = there	où = where	sûr = sure

VOWELS

Some vowels in French have several different sounds, and specific rules and accent marks determine their pronunciation. You should, therefore, pay careful attention to the sounds of all vowels. When vowels appear in combinations, they may produce sounds that are unfamiliar. After each explanation in this chapter, you have the opportunity to practice repeating sentences that reinforce the sounds presented. Take advantage and practice these sentences until you feel comfortable that you have mastered the material.

a

A has only one sound. Just open your mouth and say *ahhh*.

VOWEL	SYMBOL	PRONUNCIATION
a, à, â	ah	a as in ma

Mrs. Laval is going to Madagascar with Nathalie Savard.

Mme Laval va à Madagascar avec Nathalie Savard.

mah-dahm lah-vahl vah ah mah-dah-gahs-kahr ah-vehk nah-tah-lee sah-ward

e

E has three sounds: *ay*, *uh*, or *eh* depending upon accentuation and the position of the *e* within the syllable. When in doubt, consult the pronunciation guide.

VOWEL	SYMBOL	PRONUNCIATION
é, final er and ez, es in some one-syllable words, some ai and et combinations	ay	ay as in day
e in one-syllable words or in the middle of a word followed by a single consonant	uh	e as in the
è, ê, and e (plus two consonants or a final pronounced consonant), et, ei, ai	eh	e as in get

Hélène and Steven Évêque hope to receive the same toy.

Hélène et Étienne Évêque espèrent recevoir le même jouet.

ay-lehn ay ay-tyehn ay-vehk ehs-pehr ruh-suh-wwahr luh mehm zhoo-eh

i

The *i* is pretty straightforward and easy to pronounce as an *ee* sound. The only exception is when it is followed by an *l*, when it has a soft *y* sound.

VOWEL	SYMBOL	PRONUNCIATION
i, î, y, ui	ee	<i>i</i> as in magazine
ill or il when preceded by a vowel	ee-y	<i>y</i> as in you

There is a village of a thousand calm families who work under a shiny sun.

Il y a un village de mille familles tranquilles qui travaillent sous un soleil brillant.

eel yah uhN vee-lahzh duh meel fah-mee-y trahN-keel kee trah-vah-y soo zuhN soh-leh-y bree-yahN



NOTE

The letter combination *ill* is pronounced *eel* in the following words only: *ville* (veel) city; *village* (vee-lahzh) village; *mille* (meel) a thousand; *million* (meel-yohn) million; *tranquille* (trahN-keel) calm.

o

The letter *o* has two different sounds: *o* and *ob*. Round your lips to get the *o* sound. Your lips should be more open and less rounded for the *ob* sound.

VOWEL	SYMBOL	PRONUNCIATION
o before se, o when last pronounced sound of word, ô, au, eau	o	o as in go
o when followed by a pronounced consonant other than s	oh	o as in love
ou, où, ôû	oo	oo as in root
oy, oi	wah	w as in watch

In October a man at the Toulouse Hotel gave a lot of yellow roses and an expensive bicycle to Odette as a gift.

En octobre un homme à l'Hôtel Toulouse a donné beaucoup de roses jaunes et un vélo coûteux en cadeau à Odette.

ahN nohk-tohbr uhN nohm ah lo-tehl too-looz ah doh-nay bo-koo duh roz zhon ay uhN vay-lo koo-tuh ahN kah-do ah oh-deht

NOTE

Do not allow yourself to pronounce the *oi* in French words like *oy*, the sound heard at the end of the English word *boy*. The *oy* combination is pronounced *wah*: *voyage* (vwah-yahzh).

The French u

There is no close English equivalent for the French *u*. Try the following for best results: pucker your lips as if you are saying the sound *oo* as in *moo* while you try to say the sound *ee* as in *see*.

VOWEL	SYMBOL	PRONUNCIATION
u, û, ô	ew	no English equivalent

You are sure that Ursula had a dispute with Lulu about the menu.

Tu es sûr qu'Ursule a eu une dispute avec Lulu au sujet du menu.

tew eh sewr kewr-sewl ah ewn dees-pewt ah-vehk lew-lew o sew-zheh dew muh-new

NASALS

To produce a French nasal sound, you must use your nose and your mouth. Nasal sounds occur when a vowel is followed by a single *n* or *m* in the same syllable. If you hold your nose when you say the vowel of the nasal sound, your nose will vibrate.

In the pronunciation guide, a capital *N* following a vowel indicates that you must make a nasal sound.

an (am), en (em)

All of these nasal sounds have the same pronunciation despite the difference in spelling. To pronounce these sounds properly, open your lips a fairly wide amount.

NASAL	SYMBOL	PRONUNCIATION
an (am), en (em)	ahN	similar to <i>on</i> with little emphasis on <i>n</i>

In September Henry Bertrand often waits for his employee, André Content, in front of the camp.

En septembre Henri Bertrand attend souvent son employé, André Content, devant le camp.

ahN seh-p-tahN-br ahN-ree behr-traHn ah-tahN soo-vahN sohN nahN-plwah-yay
ahN-dray kohN-tahN duh-vahN luh kahN

in (im), ain (aim)

These nasal sounds are different from those in the preceding section in that the lips are not as open and the mouth is in a wider position.

NASAL	SYMBOL	PRONUNCIATION
in (im), ain (aim)	aN	similar to <i>an</i> with little emphasis on <i>n</i>

Alain Rimbaud, a simple and sincere man, eats bread and turkey with his friend.

Alain Rimbaud, un homme simple et sincère, mange du pain et de la dinde avec son copain.

ah-laN raN-boh uhN nohm saN-pl ay saN-sehr mahN-zh dew paN ay duh lah
daNd ah-vehk sohN koh-paN

ien

The *ien* nasal, as opposed to the *in (im)*, *ain (aim)* nasals, starts with a *y* sound.

NASAL	SYMBOL	PRONUNCIATION
ien	yaN	similar to <i>y</i> in Yankee

Good, Lucien is holding the dog well.

Bien, Lucien tient bien le chien.

byaN lew-syaN tyaN byaN luh shyaN

oin

This nasal is pronounced like the English *wa* sound that is almost like a baby's cry.

NASAL	SYMBOL	PRONUNCIATION
oin	waN	similar to <i>wa</i> in <i>wag</i>

By far, there are fewer points.

De loin, il y a moins de points.

duh lwaN eel yah mwaN duh pwaN

on (om)

This nasal sound is pronounced with rounded lips.

NASAL	SYMBOL	PRONUNCIATION
on (om)	ohN	similar to <i>on</i> in <i>long</i>

Simon counts how many push-ups Raymond and Gaston do.

Simon compte combien de pompes Raymond et Gaston font.

see-mohN kohNt kohN-byaN duh pohNp ray-mohN ay gahs-tohN fohN

un (um)

This nasal is pronounced with the lips open and rather wide apart.

NASAL	SYMBOL	PRONUNCIATION
un (um)	uhN	similar to <i>un</i> in <i>under</i>

Monday Mrs. Lebrun borrows perfume.

Lundi Mme Lebrun emprunte du parfum.

luhN-dee mah-dahm luh-bruhN ahN-pruhNt dew pahr-fuhN

uin

Uin, which is seen very infrequently, can also be represented by the *waN* symbol, as in the word for June: *juin* (zhwaN).

NON-NASAL COMBINATIONS

The following combinations do not require nasal pronunciations:

vowel + nn (mm)	bonne (bohn), homme (uhm)
vowel + n (m) + vowel	mine (meen), âme (ahm)

CONSONANTS

In French, most final consonants are not pronounced except for final *c*, *r*, *f*, and *l* (think of the word *careful*). Many consonants are pronounced in exactly the same way as you pronounce them in English: *b*, *d*, *f*, *k*, *l*, *m*, *n*, *p*, *s*, *t*, *v*, *z*.

c

The letter *c* may have a soft or hard sound depending on the letter that comes after it.

LETTER	SYMBOL	PRONUNCIATION
c before a, o, u (hard sound)	k	c as in car
c before i, e, y (soft sound) or ç	s	s as in scent
ch	sh	ch as in machine

This boy receives six short documents, here in class, during the lesson on national culture.

Ce garçon reçoit six courts documents, ici en classe, pendant la leçon sur la culture nationale.

suh gahr-sohN ruh-swah see koor doh-kew-mahN ee-see ahN klahs pahN-dahN lah luh-sohN sewr lah kewl-tewr nah-syoh-nahl

The chef, Michel Chambord, chooses a chocolate croissant at Chartlotte's house.

Le chef, Michel Chambord, choisit un pain au chocolat chez Charlotte.

luh shehf mee-shehl shahN-bohr shwah-zee uhN paN o shoh-koh-lah shay shahr-loht

g, j

The letter *g* may have a soft or hard sound depending upon the letter following it. The *gn* combination has a special pronunciation of its own. *J* has the same pronunciation as the soft *g* sound.

LETTER	SYMBOL	PRONUNCIATION
g before a, o, u, or a consonant	g	g as in good
g before e, i, y	zh	s as in treasure
gn	ny	n as in onion
gn when followed by a final e	nyuh	n as in onion
j	zh	s as in treasure

Gisèle, Gregory, and a boy taste the vegetables and the ice cream at George's house.

Gisèle, Grégoire, et un garçon goûtent les légumes et la glace chez Georges.

zhee-zehl gray-gwahr ay uhN gahr-sohN goot lay lay-gewm ay lah glahs shay
zhohrz

Agnès accompanies Mrs. Régnier to the mountains in Spain and to the country in Brittany.

Agnès accompagne Mme Régnier à la montagne en Espagne et à la campagne en Bretagne.

ah-nyehs ah-kohN-pah-nyuh mah-dahm ray-nyay ah lah mohN-tahn-nyuh ahN
neh-pah-nyuh ay ah lah kahN-pah-nyuh ahN bruh-tah-nyuh

On Thursdays, pretty, young Julienne plays with Jacqueline and Janine.

Le jeudi, la jeune et jolie Julienne joue avec Jacqueline et Janine.

luh zhuh-dee lah zhuhn ay zhoh-lee zhew-lyehn zhoo ah-vehk zhahk-leen ay
zhah-neen

h

An *h* is always silent in French. Most of the time you will use *h* as you would a vowel (an unaspirated *h*), with either elision with a vowel that precedes it, as in *l'homme*, or liaison with a consonant that precedes it, as in *un homme* (uhN nohm). Use an aspirated *h* as a silent consonant with neither elision nor liaison, as in *le homard* (luh oh-mahr) or *un homard* (uhN oh-mahr).

LETTER	SYMBOL	PRONUNCIATION
h	none	always silent

Hervé, Hélène, and Henry live in a hotel in Holland.

Hervé, Hélène, et Henri habitent un hôtel en Hollande.

ehr-vay ay-lehn ay ahN-ree ah-beet tuhN no-tehl ahN noh-lahNd

qu, q

Qu and final *q* are pronounced as a *k* and are represented by the *k* symbol. *Qu* is never pronounced *kw*, as in English.

Why do the five Quebeckers have a picnic?

Pourquoi est-ce que les cinq Québécois font un pique-nique?

poor-kwah ehs-kuh lay saNk kay-beh-kwah fohN tuhN peek-neek

r

The French *r* is completely different from the *r* in English and requires that you use your throat. The French *r* is rather guttural and is pronounced at the back of your throat (almost as if you were gargling briefly). First, drop your tongue to the bottom of your mouth and rest it against your teeth. Keep it pressed there. Now at the same time, with a brief gargling sound, say *r* at the back of your throat.

LETTER	SYMBOL	PRONUNCIATION
r	r	no English equivalent

Robert regrets the rapid arrival of Raymond and Regina Ronsard.

Robert regrette l'arrivée rapide de Raymond et Régine Ronsard.

roh-behr ruh-greht lah-ree-vay rah-peed duh ray-mohN ay ray-zheen rohN-sahr

s, t

An *s* in French sounds like an *s* in English, except when it comes between two vowels or is used in the *-sion* combination. A French *t* sounds like an English *t* except in the *-tion* combination, where it sounds like an *s*. *X* in the numbers *six* (sees), *dix* (dees) [when they stand alone], and *soixante* (swah-sahNt) is also represented by the *s* symbol.

LETTER	SYMBOL	PRONUNCIATION
s when between two vowels, s in <i>-sion</i>	z	z as in zoo
t in <i>-tion</i>	s	s as in see

His cousin Élise has the opportunity to visit a collection at the museum.

Sa cousine Élise a l'occasion de visiter une collection au musée.

sah koo-zeen ay-leez ah loh-kah-zyohN duh vee-zee-tay ewn koh-lehk-syohN
o mew-zay

NOTE

Although you may be tempted to follow the English pattern, remember that a final *s* in French is not pronounced. Singular and plural nouns often have the same pronunciation and are differentiated by the articles used with them.

th

There is no *th* sound in French. The *h* in this combination is always silent. Whereas French speakers of English have tremendous difficulty pronouncing English words that begin with *th*, such as *the*, *this*, and *there*, American speakers of French tend to incorrectly use the *th* pronunciation in French words.

LETTER	SYMBOL	PRONUNCIATION
th	t	t as in to

Thomas and Thierry find Catherine nice.

Thomas et Thierry trouvent Catherine sympathique.

toh-mahs ay tyeh-ree troov kah-treen saN-pah-teek

x

The letter *x* is pronounced one way before a vowel and a different way before a consonant.

LETTER	SYMBOL	PRONUNCIATION
x before a vowel	ehg	egg
x before a consonant	ehks	xc as in excellent

Max expresses his sentiments exactly in a textual analysis.

Max exprime exactement ses sentiments dans une explication de texte.

mahks ehks-preem ehg-sahk-tuh-mahN say saN-tee-mahN dahN zewn
ehks-plee-kah-syohN duh tehkst

A FINAL SUGGESTION

Now that you are well on your way to excellent pronunciation habits, try singing along to your favorite French songs. Whether you prefer oldies or something more contemporary, you will find that you can learn a lot of vocabulary and easily become accustomed to the rhythms used by native speakers.



TIME'S UP!

Now that you've had the opportunity to thoroughly acquaint yourself with and practice the sounds of French, try reading these potentially useful phrases without the aid of any pronunciation clues. Try to avoid looking back for help.

1. **Bonjour. Je m'appelle Julien Éric Constant. Comment vous appelez-vous?**
(Hello. My name is Julian Eric Constant. What's your name?)
2. **Je parle un peu le français.**
(I speak a little French.)
3. **Excusez-moi. Je ne comprends pas. Veuillez parler plus lentement.**
(Excuse me. I don't understand. Please speak more slowly.)
4. **Qu'est-ce que vous avez dit? Répétez, s'il vous plaît.**
(What did you say? Please repeat it.)
5. **Je voudrais changer mes dollars américains en euros.**
(I would like to change my American dollars to euros.)
6. **Pardon. Où est l'ambassade américaine?**
(Excuse me. Where's the American Embassy?)
7. **Je ne me sens pas bien. Où se trouve le cabinet du docteur le plus proche?**
(I don't feel well. Where is the office of the nearest doctor?)
8. **Je vous en prie. Pourriez-vous m'aider? J'ai perdu un document important.**
(Could you please help me? I've lost an important document.)
9. **Combien coûtent ce joli pantalon brun et ces chemises rouges?**
(How much do these pretty brown pants and red shirts cost?)
10. **J'ai besoin d'une cuiller, d'une fourchette, et d'un couteau. Merci beaucoup.**
(I need a spoon, a fork, and a knife. Thank you very much.)

This page intentionally left blank.



Recognizing and Using Nouns

MASTER THESE SKILLS

- Recognizing and using noun markers
- Using nouns properly
- Making nouns plural
- Recognizing and using cognates

In this chapter you'll learn how to differentiate masculine and feminine nouns and how to form the plural of nouns. Cognates will be explained, and a useful working list will be presented to allow for immediate communication.

GENDER

Like English, all French nouns have a number: singular (one), as in *la famille*, or plural (more than one), as in *les parents*. Unlike English, however, all French nouns also have a gender: masculine or feminine. In some instances, the gender of the noun is blatantly obvious: *un homme* (a man) is masculine, whereas *une femme* (a woman) is feminine. In other cases, the gender of a noun is not in the least bit apparent and defies all rules of common sense or logic: *une cravate* (a tie) is feminine, while *un sac* (a pocketbook) is masculine.

French syntax and grammar require that all words in a sentence agree in number and gender with the noun or pronoun they modify. For this reason, it is imperative that you learn the gender of each noun you need or deem important. Special noun endings and markers, either articles or adjectives, indicate the gender and number of French nouns.

NOUN MARKERS

Noun markers are articles or adjectives that tell you whether a noun is singular (sing.) or plural (pl.), masculine (m.) or feminine (f.). Three of the most common markers are definite articles expressing *the*, indefinite articles expressing *a, an, one, some*, or *any*, and demonstrative adjectives expressing *this, that, these*, and *those*.

NOUN MARKER	SINGULAR MARKERS		PLURAL MARKERS
	Masculine	Feminine	
definite article	le (l')	la (l') [the]	les [the]
indefinite article	un	une [a, an, one]	des [some, any]
demonstrative adjective	ce (cet)	cette [this, that]	ces [these, those]

Definite Articles

The definite article (*the*) indicates a specific person or thing: the house. For words beginning with a vowel or vowel sound (unaspirated *h*, *y*), the definite articles *le* and *la* become *l'*. Identifying the gender of the noun, so easily done when *le* or *la* is used, becomes a problem when *l'*, which can represent nouns of either gender, is used. Most plural nouns end in *-s*, and all plural nouns require the plural marker *les*:

le garçon (the boy)	les garçons (the boys)
la fille (the girl)	les filles (the girls)
l'élève (the student)	les élèves (the students)

Use the definite article:

- With nouns in a general or abstract sense: *J'adore le chocolat.* (I love chocolate.)
- With names of languages, except immediately after *parler*, *en*, and *de*:

Le français est facile.	French is easy.
J'adore le français.	I love French.

But:

Je parle français.	I speak French.
Ce livre est en français.	This book is in French.
C'est un livre de français.	It's a French book.

- With parts of the body when the possessor is clear: *Ferme les yeux.* (Close your eyes.)
- With titles of rank or profession, except when addressing the person: *le docteur Marat* (Dr. Marat), but: *Bonjour, docteur Marat.* (Hello, Dr. Marat.)
- With days of the week in a plural sense: *Le dimanche je me repose.* (On Sunday[s] I rest.)
- With seasons and colors, except after *en*:

Aimes-tu l'été?	Do you like the summer?
Je préfère le rouge.	I prefer red.

But:

Il peint la cuisine en blanc.	He's painting the kitchen white.
-------------------------------	----------------------------------

- With dates: *C'est le six mai.* (It's May 6.)
- With most geographical names: *La France est belle.* (France is beautiful.)
- To express *a*, *an*, or *per* with weights and measures: *Elle paie six dollars la douzaine.* (She pays six dollars per dozen.)
- With common expressions of time or place: *le soir* (in the evening), *la semaine prochaine* (next week), *la maison* (at home): *Il travaille le matin.* (He works in the morning.)

Indefinite Articles

The indefinite article refers to persons and objects not specifically identified: a dog, some cats. Learn the singular indefinite article *un* or *une* for

any word that begins with a vowel. This will help you learn the gender of the nouns more easily, so you can create sentences where all necessary words are in agreement. Use *des* before all plural nouns.

un garçon	a boy	des garçons	(some) boys
une fille	a girl	des filles	(some) girls
un(e) élève	a student	des élèves	(some) students

NOTE

Never drop the *e* from the indefinite article *une*. This final *e* changes the sound of the word *un* (uhN), which is nasalized, to *une* (ewn), which is not nasalized.

Omit the indefinite article:

- After the verbs *être* (to be) and *devenir* (to become) before the names of professions, except after *C'est* or when the noun is modified:

Janine est professeur.	Janine is a professor.
Luc espère devenir programmeur.	Luc hopes to become a programmer.

But:

C'est une infirmière. C'est un acteur.	She's a nurse. He's an actor.
M. Dupont est un professeur populaire.	Mr. Dupont is a popular teacher.

- After the exclamatory adjective *quel* (*quelle, quels, quelles*): *Quelle fille intelligente!* (What an intelligent girl!)
- Before the numbers *cent* (100) and *mille* (1,000): *cent enfants* (one hundred children), *mille dollars* (one thousand dollars)

Demonstrative Adjectives

Demonstrative adjectives indicate or point out the person, place, or thing referred to: this girl, that country, these boys, those pens. Note the following uses of demonstrative adjectives:

- *Ce* is used before a masculine singular noun beginning with a consonant: *ce garçon* (this/that boy).
- *Cet* is used before a masculine noun beginning with a vowel or vowel sound (unaspirated *h* or *y*): *cet homme* (this/that man). Remember to link the final *t* of *cet* with the vowel that follows:

cet appartement (seh tah-pahr-tuh-mahN) (this/that apartment).

This form is necessary to prevent a clash of vowel sounds.

- *Cette* is used before all feminine singular nouns: *cette fille* (this/that girl).
- *Ces* is used before all plural nouns: *ces personnes* (these/those people).

To distinguish between *this* and *that* or *these* and *those*, you may attach the tags *ci* for *this* and *these*, and *là* for *that* and *those*, to the nouns to which they apply with a hyphen: *ce garçon-ci* (suh gahr-sohN-see) this boy; *cet appartement-là* (seh tah-pahr-tuh-mahN-lah) that apartment.

NOTE

Definite and indefinite articles, as well as demonstrative adjectives, must be repeated before each noun in a series:

J'adore le rouge et le bleu.	I love red and blue.
Donne-moi un crayon et une gomme.	Give me a pencil and an eraser.
Trouve ce garçon et cette fille.	Find that boy and that girl.

NOUNS

A noun is a word used to name a person, place, thing, idea, or quality. All French nouns are either masculine or feminine, and the gender of some of them can be determined by their meaning or ending. Most nouns, however, must be learned on an individual basis.

Gender-Obvious Nouns

Nouns that refer to males are obviously masculine.

FRENCH	PRONUNCIATION	MEANING
garçon	gahr-sohN	boy
homme	uhm	man
père	pehr	father
roi	rwah	king

Nouns that refer to females are obviously feminine.

FRENCH	PRONUNCIATION	MEANING
fille	fee-y	girl
femme	fahm	woman
mère	mehr	mother
reine	rehn	queen

Some nouns can be either masculine or feminine depending upon whom you are speaking about. Make sure to use the gender marker that identifies the person correctly.

Nouns for Either Gender

FRENCH	PRONUNCIATION	MEANING
artiste	ahr-teest	artist
élève	ay-lehv	student
enfant	ahN-fahN	child
touriste	too-reest	tourist

Cet artiste est doué. That artist (male) is gifted.
 Cette artiste est douée. That artist (female) is gifted.

Gender-Changing Singular Nouns

Changing the gender of a noun can be as easy as adding an *e* to the masculine form to get the feminine form:

ami (ah-mee)	amie (ah-mee)	friend
cousin (koo-zaN)	cousine (koo-zeen)	cousin
employé (ahN-plwah-yay)	employée (ahN-plwah-yay)	employee
étudiant (ay-tewd-yahN)	étudiante (ay-tewd-yahNt)	student
Français (frahN-seh)	Française (frahN-sehz)	French person
voisin (vwah-zaN)	voisine (vwah-zeen)	neighbor

Some nouns may be masculine or feminine depending upon their meaning:

le critique (critic)	la critique (criticism)	kree-teek
le livre (book)	la livre (pound)	leevr
le mémoire (report)	la mémoire (memory)	may-mwahr
le mode (method)	la mode (fashion)	mohd
le poste (job)	la poste (post office)	pohst
le tour (tour)	la tour (tower)	toor

Some nouns are always masculine or feminine no matter the sex of the person to whom you are referring:

Always Masculine

FRENCH	PRONUNCIATION	MEANING
bébé	bay-bay	baby
chef	shehf	chef, head
docteur	dohk-tuhr	doctor
écrivain	ay-kree-vaN	writer
ingénieur	aN-zhay-nyuhr	engineer
médecin	mayd-saN	doctor
peintre	paNtr	painter
pompier	pohN-pyeh	firefighter
professeur	proh-feh-suhr	teacher

Always Feminine

FRENCH	PRONUNCIATION	MEANING
connaissance	koh-neh-sahNs	acquaintance
personne	pehr-sohn	person
star	stahr	star
vedette	vuh-deht	star

Gender Endings

Some masculine noun endings (usually referring to professions) have a corresponding feminine ending. Most of the feminine endings have a different sound:

MASCULINE ENDINGS	FEMININE ENDINGS	MEANING
-an paysan (peh-ee-zahN)	-anne paysanne (peh-ee-zahn)	peasant
-er boucher (boo-shay)	-ère bouchère (boo-shehr)	butcher
-eur vendeur (vahN-duhr)	-euse vendeuse (vahN-duhz)	salesclerk
-ien gardien (gahr-dyaN)	-ienne gardienne (gahr-dyehn)	guard
-on patron (pah-trohN)	-onne patronne (pah-trohn)	boss
-teur acteur (ahk-tuhr)	-trice actrice (ahk-trees)	actor

The gender of some nouns can be determined by their endings:

Masculine Endings

-acle	spectacle	spehk-tahkl
-age	village	vee-lahzh
-al	journal	zhoor-nahl
-eau	bureau	bew-ro
-et	cabinet	kah-bee-neh
-ier	papier	pah-pyay
-isme	cyclisme	see-kleez-muh
-ment	changement	shahNzh-mahN

Feminine Endings

-ade	orangeade	oh-rahN-zahhd
-ale	capitale	kah-pee-tahl
-ance	chance	shahNs
-ence	agence	ah-zhahNs
-ette	raquette	rah-keht
-ie	magie	mah-zhee
-ique	musique	mew-zeek
-oire	victoire	veek-twahr
-sion	version	vehr-zyohN
-tion	nation	nah-syohN
-ure	coiffure	kwah-fewr

Making Nouns Plural

Just like in English, when a French noun refers to more than one person, place, thing, idea, or quality, it must be made plural. It is not enough to simply change the noun; the marker must be made plural as well.

To make most nouns in French plural, simply add an unpronounced s:

le garçon (luh gahr-sohN)	les garçons (lay gahr-sohN)
une enfant (ewn ahn-fahN)	des enfants (day zahN-fahN)
cette fille (seht fee-y)	ces filles (say fee-y)

The letters *s*, *x*, and *z* are all used to make plurals in French. So if a singular noun ends in any of these letters, its plural form remains unchanged:

le fils (luh fees)	les fils (lay fees)
le prix (luh pree)	les prix (lay pree)
le nez (luh nay)	les nez (lay nay)

Common words that end in *-s* and *-x* are:

le bras (arm)	luh brah
le bas (stocking)	luh bah
le bus (bus)	luh bews
le choix (choice)	luh shwah
le colis (package)	luh koh-lee
le corps (body)	luh kohr
la croix (cross)	lah krwah
la fois (time)	lah fwah
le héros (hero)	luh ay-roh
le palais (palace)	luh pah-leh
le pardessus (overcoat)	luh pahr-duh-sew
le pays (country)	luh peh-ee
le repas (meal)	luh ruh-pah

Other plurals are formed as follows:

- Nouns ending in *-eau* add *x* to form the plural. The pronunciations are the same for the singular and plural forms:

le bateau (boat)	les bateaux	luh (lay) bah-to
le bureau (office, desk)	les bureaux	luh (lay) bew-ro
le cadeau (gift)	les cadeaux	luh (lay) kah-do
le chapeau (hat)	les chapeaux	luh (lay) shah-po
le château (castle)	les châteaux	luh (lay) shah-to
le gâteau (cake)	les gâteaux	luh (lay) gah-to

le manteau (coat)	les manteaux	luh (lay) mahN-to
le morceau (piece)	les morceaux	luh (lay) mohr-so

- Nouns ending in *-eu* add *x* to form the plural, except for *le pneu* (luh pneuh) tire: *les pneus*. The pronunciations for these nouns are the same for the singular and plural:

le cheveu (a single hair)	les cheveux	luh (lay) shuh-vuh
le jeu (game)	les jeux	luh (lay) zhuh
le lieu (place)	les lieux	luh (lay) lyuh
le neveu (nephew)	les neveux	luh (lay) nuh-vuh

- Nouns ending in *-al* change *-al* to *-aux*, except for *le bal* (luh bahl) ball: *les bals*; and *le festival* (luh fehstee-vahl): *les festivals*. For example:

l'animal (lah-nee-mahl), animal	les animaux (lay zah-nee-mo)
le cheval (luh shuh-vahl), horse	les chevaux (lay shuh-vo)
l'hôpital (lo-pee-tahl), hospital	les hôpitaux (lay zo-pee-to)
le journal (luh zhoor-nahl), newspaper	les journaux (lay zhoor-no)

- Nouns ending in *-ou* add *s* to form the plural. There are seven exceptions to this rule. Note that the pronunciations for the singular and plural forms are the same:

le bijou (jewel)	les bijoux	luh (lay) bee-zhoo
le caillou (pebble)	les cailloux	luh (lay) kah-yoo
le chou (cabbage)	les choux	luh (lay) shoo
le genou (knee)	les genoux	luh (lay) zhuh-noo
le hibou (owl)	les hiboux	luh (lay) ee-boo
le joujou (toy)	les joujoux	luh (lay) zhoo-zhoo
le pou (louse)	les poux	luh (lay) poo

Irregular plurals that you might find useful include:

l'oeil (m.) (luhy), eye	les yeux (lay-zyuh)
le travail (luh trah-vahy), work	les travaux (lay trah-vo)

madame (mah-dahm), Mrs.	mesdames (may-dahm)
mademoiselle (mahd-mwah-zehl), Miss	mesdemoiselles (mayd-mwah-zehl)
monsieur (muh-syuh), Mr.	messieurs (meh-syuh)

Most compound nouns (nouns made up of two nouns that are usually joined by a hyphen) do not change in the plural; only their markers do:

l'après-midi (lah-preh-mee-dee), afternoon	les après-midi
le gratte-ciel (luh graht-syehl), skyscraper	les gratte-ciel
le hors-d'oeuvre (luh ohr-duhvr), appetizer	les hors-d'oeuvre
le rendez-vous (luh rahN-day-voo), meeting	les rendez-vous

But:

le grand-père (luh grahN-pehr), grandfather	les grands-pères
la grand-mère (lah grahN-mehr), grandmother	les grands-mères
les grands-parents (lay grahN-pah-raN), grandparents	

Just as in English, some words in French are always plural:

les ciseaux (m.) (lay see-zo), scissors
les gens (m.) (lay zhahN), people
les lunettes (f.) (lay lew-neht), eyeglasses
les mathématiques (f.) (lay mah-tay-mah-teek), mathematics
les vacances (f.) (lay vah-kahNs), vacation

Some nouns are singular but refer to a group of people. Make sure to use a singular verb that agrees with these subjects:

FRENCH	PRONUNCIATION	MEANING
le public	luh poo-bleek	audience
la foule	lah fool	crowd
tout le monde	too luh mohNd	everybody
la famille	lah fah-mee-y	family
le groupe	luh groop	group

NOTE

Surnames do not add an s in the plural as you do in English: *Les Durand* (The Durands), *Les Cocteau* (The Cocteus).

COGNATES

A cognate is a French word that is spelled exactly the same, or almost the same, as a word in English and that has the same meaning. Sometimes English has appropriated the word from French, letter for letter, and we have incorporated it into our own vocabulary. The only real difference is in the pronunciation. The meanings of the French cognates should be quite obvious to anyone who speaks English.

Perfect Cognates

Some cognates are exactly the same in both French and English. Take time to compare the different pronunciations shown.

LE	LA	L'
ballet (bah-leh)	blouse (blooz)	accident (m.) (ahk-see-dahN)
bureau (bew-ro)	boutique (boo-teek)	accord (m.) (ah-kohr)
chef (shehf)	date (daht)	ambulance (f.) (ahN-bew-lahNs)
concert (kohN-sehr)	dispute (dees-pewt)	animal (m.) (ah-nee-mahl)
film (feelm)	lotion (loh-syohN)	article (m.) (ahr-teekl)
fruit (frwee)	minute (mee-newt)	automobile (f.) (o-toh-moh-beel)
hamburger (ahN-bewr-gehr)	note (noht)	avenue (f.) (ahv-new)
menu (muh-new)	photo (foh-to)	olive (f.) (oh-leev)
sandwich (sahNd-weesh)	question (kehs-tyohN)	omelette (f.) (ohm-leht)
service (sehr-vees)	table (tahbl)	orange (f.) (oh-rahNzh)

Near Perfect Cognates

Below are cognates that are nearly the same in both French and English.

LE	LA	L'
cinéma (see-nay-mah)	banque (bahNk)	adresse (f.) (ah-drehs)
dictionnaire (deek-syoh-nehr)	carotte (kah-roht)	âge (m.) (ahzh)
dîner (dee-nay)	couleur (koo-luhr)	exemple (m.) (ehg-zahNpl)
docteur (dohk-tuhr)	cathédrale (kah-tay-drahl)	hôtel (m.) (o-tehl)
papier (pah-pyay)	famille (fah-mee-y)	océan (m.) (oh-say-yahN)
parc (pahrk)	lampe (lahNp)	opéra (m.) (oh-pay-rah)
porc (pohr)	lettre (lehtr)	opticien (m.) (ohp-tee-syaN)
serveur (sehr-vuhr)	salade (sah-lahd)	orchestre (m.) (ohr-kehstr)
téléphone (tay-lay-fohn)	télévision (tay-lay-vee-zyohN)	université (f.) (ew-nee-vehr-see-tay)

False Friends

False friends, or *faux amis* (fo zah-mee), are words that are spelled exactly or almost the same in both languages but that have very different meanings in French and English. These words might even be different parts of speech. Do not become overconfident and think that every French word that resembles an English one is automatically a cognate.

FRENCH	PRONUNCIATION	MEANING
le bras	luh brah	arm
la chair	lah shehr	skin
la figure	lah fee-gewr	face
la librairie	lah lee-breh-ree	bookstore
le livre	luh leevr	book
la main	lah maN	hand

l'occasion (f.)	loh-kah-zyohN	opportunity
le pain	luh paN	bread
le reste	luh rehst	remainder
le travail	luh trah-vahy	work

When in doubt about the meaning of a word, always verify by using a bilingual dictionary. Make sure to look at the part of speech so that you don't confuse a noun with a verb, adjective, or adverb. Also cross-check by looking up the word on both the French and English sides of the dictionary.



.....
TIME'S UP!

Here is a two-part exercise to find out whether you have assimilated what you've learned about nouns in this chapter. Try your best not to look back at the chapter to arrive at your answers.

Part I

Change the markers and plural nouns to their singular forms:

1. les obstacles
2. ces appartements
3. des discussions
4. les personnes
5. ces journaux

Part II

Change the masculine markers and nouns to their feminine counterparts:

6. l'ami
 7. ce professeur
 8. le musicien
 9. un enfant
 10. cet étudiant
-



Working with Present-Tense Verbs

MASTER THESE SKILLS

.....

- Subject nouns and pronouns
 - Conjugating *-er* verbs
 - Conjugating *-ir* verbs
 - Conjugating *-re* verbs
 - Using shoe verbs properly
 - Conjugating other irregular verbs
 - Speaking in the present
-

In this chapter you'll learn how to conjugate verbs in the present tense so that they agree with their subject noun or pronoun. By the end of the lesson you will be able to speak, read, and write entire sentences in French.

SUBJECT NOUNS AND PRONOUNS

A pronoun is a word that is used to replace a noun (a person, place, thing, idea, or quality). A subject pronoun replaces a subject noun (the noun performing the action of the verb). Pronouns are extremely useful because they allow for fluidity by eliminating the need to constantly repeat the same noun when speaking or writing. Just as in English, the French subject pronouns are given a person (first, second, or third) and a number (singular or plural):

Subject Pronouns

PERSON	SINGULAR	PLURAL
first	je (zhuh) I	nous (noo) we
second	tu (tew) you	vous (voo) you
third	il (eel) he, it elle (ehl) she, it on (ohN) one, you, we, they	ils (eel) they elles (ehl) they

Note the following about French subject pronouns:

- Unlike the English pronoun *I*, the pronoun *je* is capitalized only when it begins a sentence. In all other instances, *je* remains in lower case. *Je* becomes *j'* before a vowel or vowel sound (unaspirated *h* and *y*): *J'aime le français.* (I like French.) *Voilà la maison où j'habite.* (There's the house where I live.)
- The subject pronoun *tu* is used to address one friend, relative, child, or pet and, for this reason, is referred to as the familiar, or informal, form of *you*. The *u* from *tu* is never dropped for purposes of elision: *tu arrives.*
- The subject pronoun *vous* is used in the singular to show respect to an older person or when you're speaking to a stranger or someone you don't know very well. For this reason, *vous* is referred to as the polite or formal form of *you*. *Vous* is always used when you're speaking to more than one person, regardless of the degree of familiarity.
- The subject pronouns *il* and *elle* may refer to a person (he, she) or to a thing (it):

Le garçon arrive. Il arrive. The boy arrives. He arrives.

Le colis arrive. Il arrive. The package arrives. It arrives.

La fille arrive. Elle arrive. The girl arrives. She arrives.

La lettre arrive. Elle arrive. The letter arrives. It arrives.

- *On* means “one” or “someone.” It may also refer to an indefinite you, we, they, or people in general. *On* is often used in place of *nous*: *On sort.* (We’re going out.)
- The subject pronoun *ils* is used to refer to more than one male or masculine object, or to a combined group of males and females or masculine and feminine objects, despite the number of each gender present. *Elles* refers only to a group of females or feminine objects: *Anne et Luc sortent. Ils sortent; Anne et Marie sortent. Elles sortent.*

VERBS

A verb expresses an action or state of being and is generally shown in its infinitive, the basic “to” form: to live, to laugh, to love. An infinitive is the form of the verb before it has been conjugated. Conjugation refers to changing the ending of the verb so that it agrees with the subject noun or pronoun. Although we do this automatically in English, it will take some thought and practice in French until verb endings and patterns become second nature.

Here is an example of a verb conjugated in English.

to love

PERSON	SINGULAR	PLURAL
first	I love	we love
second	you love	you love
third	he loves	they love
	she loves	
	it loves	

Notice that the verb is rather simple and is written in only two ways. In French, you need to know more ways to write the verb and memorize more verb endings. Keep in mind that, as in English, you cannot mix and match subjects and verb forms; each subject has its own personalized matching verb form that never changes.

Conjugating Regular Verbs

French has regular verbs that are grouped into three main families: *-er*, *-ir*, and *-re* verbs. The families are so named because the verb infinitives

end in *-er*, *-ir*, or *-re*. Each verb within its respective family follows the same rules of conjugation. After you've learned the pattern for one family, you know the pattern for all the verbs within that family. This rule applies regardless of the tense being used.

Tense refers to the time period when the action is taking place. This chapter concentrates on the present tense, what is happening here and now.

Conjugating -er Verbs. The *-er* family is, by far, the largest and most widely used verb family. To form the present tense of *-er* verbs, drop the *-er* from the infinitive and add the following endings, indicated in bold, for each subject pronoun. The table below shows what the verb *parler* (to speak) looks like when it is conjugated:

***parler* (pahr-lay), to speak**

FRENCH	PRONUNCIATION	MEANING
je parle	zhuh pahrl	I speak
tu par les	tew pahrl	you speak
il par le	eel pahrl	he speaks
elle par le	ehl pahrl	she speaks
on par le	ohN pahrl	one speaks
nous par lons	noo pahr-lohN	we speak
vous par lez	voo pahr-lay	you speak
ils par lent	eel pahrl	they speak
elles par lent	ehl pahrl	they speak

NOTE

Note that the *je*, *tu*, *il*, *elle*, *on*, *ils*, and *elles* forms of *-er* verbs all have the same pronunciation despite differences in spelling (the same applies to *-ir* and *-re* verbs). The *-ent* of the third person plural is not pronounced.

The present-tense form in French has several possible equivalents in English. *Je parle*, for example, can mean "I speak", "I do speak", or "I am speaking."

You should now be able to conjugate the common *-er* verbs given below. Take note of all the cognates, marked with an asterisk (*), which will make communication in French a much easier task:

- *accompagner (ah-kohN-pah-nyay), to accompany
- *adorer (ah-doh-ray), to adore
- *aider (eh-day), to help
 - aimer (eh-may), to like, love
 - apporter (ah-pohr-tay), to bring
- *arriver (ah-ree-vay), to arrive
 - chercher (shehr-shay), to look for
- *commander (koh-mahN-day), to order
 - coûter (koo-tay), to cost
- *demander (duh-mahN-day), to ask (for)
 - dépenser (day-pahN-say), to spend
- *désirer (day-zee-ray), to desire
- *dîner (dee-nay), to dine
 - donner (doh-nay), to give
 - écouter (ay-koo-tay), to listen (to)
 - emprunter (ahN-pruhN-tay), to borrow
- *entrer (ahN-tray), to enter
 - étudier (ay-tew-dyay), to study
- *expliquer (ehks-plee-kay), to explain
 - fermer (fehr-may), to close
- *garder (gahr-day), to keep, look after
 - habiter (ah-bee-tay), to live (in)
- *indiquer (aN-dee-kay), to indicate
 - jouer (zhoo-ay), to play
 - monter (mohN-tay), to go up
 - montrer (mohN-tray), to show
 - oublier (oo-blee-yay), to forget
 - passer (pah-say), to spend (time), pass
 - penser (pahN-say), to think

- pousser (poo-say), to push
- *présenter (pray-zahN-tay), to introduce
- prêter (preh-tay), to lend
- *regarder (ruh-gahr-day), to look at, watch
- *réparer (ray-pah-ray), to repair
- rester (rehs-tay), to remain, stay
- *retourner (ruh-toor-nay), to return (to a place)
- *téléphoner (tay-lay-foh-nay), to call
- travailler (trah-vah-yay), to work
- trouver (troo-vay), to find

Conjugating -ir Verbs. The *-ir* verb family is much smaller than the *-er* verb family. To form the present tense of *-ir* verbs, drop the *-ir* from the infinitive and add the following endings, indicated in bold, for each subject pronoun.

choisir (shwah-seer), to choose

FRENCH	PRONUNCIATION	MEANING
je chois is	zhuh shwah-see	I choose
tu chois is	tew shwah-zee	you choose
il chois it	eel shwah-zee	he chooses
elle chois it	ehl shwah-zee	she chooses
on chois it	ohN shwah-zee	one chooses
nous chois issons	noo shwah-zee-sohN	we choose
vous chois issez	voo shwah-zee-say	you choose
ils chois issent	eel shwah-zees	they choose
elles chois issent	ehl shwah-zees	they choose

Here is a list of common *-ir* verbs that you should know. Notice that this list is much smaller than the one for *-er* verbs. The asterisk (*) points out easily recognizable cognates.

- *accomplir (ah-kohN-pleer), to accomplish
- agir (ah-zheer), to act

- avertir (ah-vehr-teer), to warn
- *établir (ay-tah-bleer), to establish
- *finir (fee-neer), to finish
- guérir (gay-reer), to cure
- jouir (de) (zhoo-eer [duh]), to enjoy
- *punir (pew-neer), to punish
- réfléchir (ray-flay-sheer), to reflect, think
- remplir (rahN-pleer), to fill (up/out)

Conjugating -re Verbs. The *-re* family is the smallest verb family. To form the present tense of *-re* verbs, drop the *-re* from the infinitive and add the following endings, indicated in bold, for each subject pronoun.

vendre (vahNdr), to sell
.....

FRENCH	PRONUNCIATION	MEANING
je vend s	zhuh vahN	I sell
tu vend s	tew vahN	you sell
il vend	eel vahN	he sells
elle vend	ehl vahN	she sells
on vend	ohN vahN	one sells
nous vend ons	noo vahN-dohN	we sell
vous vend ez	voo vahN-day	you sell
ils vend ent	eel vahNd	they sell
elles vend ent	ehl vahNd	they sell

Common *-re* verbs are listed below. An asterisk (*) indicates a cognate.

- attendre (ah-tahNdr), to wait (for)
- *correspondre (koh-rehs-pohNdr), to correspond
- corrompre (koh-rohNpr), to corrupt
- *défendre (day-fahNdr), to defend
- *descendre (deh-sahNdr), to go down

entendre (ahN-tahNdr), to hear

*interrompre (aN-teh-rohNpr), to interrupt

perdre (pehrdr), to lose

rendre (rahNdr), to give back, return

*répondre (à) (ray-pohNdr [ah]), to answer

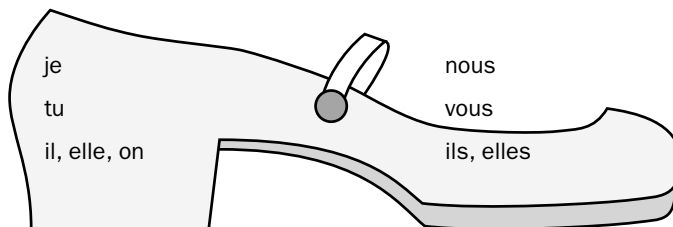
rompre (rohNpr), to break

NOTE

There are three exceptions to the *-re* verb rule: The verbs *rompre* (to break), *corrompre* (to corrupt), and **interrompre* (to interrupt) end in *-t* in the third person singular: *il rompt, il corrompt, il interrompt*.

SHOE VERBS

Verbs with certain spelling changes and irregularities are referred to as *shoe verbs* because the subject pronouns that follow one set of rules can be placed inside the shoe, and the other subject pronouns remain outside the shoe. To make this clearer, look at the pronouns that go in and out of the shoe:



Verbs Ending in *-cer*

For verbs ending in *-cer*, change *c* to *ç* before *a* or *o* to retain the soft *c* (*s*) sound.

***avancer (ah-vahN-say), to advance**

j'avance (ah-vahNs)

nous avançons (ah-vahNs-sohN)

tu avances (ah-vahNs)

vous avancez (ah-vahN-say)

il, elle, on avance (ah-vahNs)

ils, elles avancent (ah-vahNs)

Other *-cer* verbs like *avancer* are: **annoncer* (ah-nohN-say), **commencer* (koh-mahN-say), **menacer* (muh-nah-say), **placer* (plah-say), *remplacer* (rahN-plah-say) to replace, and **renoncer à* (ruh-nohN-say ah).

Verbs Ending in *-ger*

For verbs ending in *-ger*, insert a silent *e* between *g* and *a* and between *g* and *o* to keep the soft *g* (*zh*) sound.

manger (mahN-zhay), to eat

je mange (mahNzh)	nous mangeons (mahN-zhohN)
tu manges (mahNzh)	vous mangez (mahN-zhay)
il, elle, on mange (mahNzh)	ils, elles mangent (mahNzh)

Other *-ger* verbs like *manger* are: **arranger* (ah-rahN-zhay), **changer* (shahN-zhay), *corriger* (koh-ree-zhay) to correct, *déranger* (day-rahN-zhay) to disturb, *diriger* (dee-ree-zhay) to direct, *nager* (nah-zhay) to swim, **obliger* (oh-blee-zhay), *partager* (pahr-tah-zhay) to share, and *ranger* (rahN-zhay) to tidy.

Verbs Ending in *-yer*

In *-yer* verbs, the *y* is kept in the *nous* and *vous* forms. An *i* is used instead of *y* within the shoe.

***employer (ahN-plwah-yay), to use**

j'emploie (ahN-plwah)	nous employons (ahN-plwah-yohn)
tu emploies (ahN-plwah)	vous employez (ahN-plwah-yay)
il, elle, on emploie (ahN-plwah)	ils emploient (ahN-plwah)

Other *-yer* verbs include: *ennuyer* (ahN-nwee-yay) to bother, *envoyer* (ahN-vwah-yay) to send, and *nettoyer* (neh-twah-yay) to clean.

NOTE

Verbs ending in *-ayer*: **payer* (peh-yay) and *essayer* (*de*) (eh-say-yay [duh]) to try (to), may or may not change *y* to *i* in the forms in the shoe. The change is optional for *-ayer* verbs only.

e + Consonant + er Verbs

For verbs with a silent *e* in the syllable before the *-er* ending, change the silent *e* to *è* for all forms in the shoe. Within the shoe, all the endings of the verbs are silent.

acheter (ahsh-tay), to buy

j'achète (ah-sheht)	nous achetons (ahsh-tohN)
tu achètes (ah-sheht)	vous achetez (ahsh-tay)
il, elle, on achète (ah-sheht)	ils, elles achètent (ah-sheht)

Other verbs in this category include: *achever* (ahsh-vay) to finish; *amener* (ahm-nay) to bring, lead to; *emmener* (ahN-mnay) to take, lead away; *enlever* (ahN-lvay) to take off, remove; *peser* (puh-zay) to weigh; and *promener* (prohm-nay) to walk.

Two verbs in this category that double the consonant before the *-er* ending rather than add an *accent grave* are *appeler* (to call) and *jeter* (to throw).

appeler (ah-peh-lay), to call

j'appelle (ah-pehl)	nous appelons (ah-plohN)
tu appelles (ah-pehl)	vous appelez (ah-play)
il, elle, on appelle (ah-pehl)	ils, elles appellent (ah-pehl)

jeter (zhuh-tay), to throw

je jette (zheht)	nous jetons (zhuh-tohN)
tu jettes (zheht)	vous jetez (zhuh-tay)
il, elle, on jette (zheht)	ils, elles jettent (zheht)

é + Consonant + er Verbs

For verbs with *é* in the syllable before the infinitive ending, change *é* to *è* only within the shoe, where the conjugated verb form endings remain silent.

répéter (ray-pay-tay), to repeat

je répète (ray-peht)	nous répétons (ray-pay-tohN)
tu répètes (ray-peht)	vous répétez (ray-pay-tay)
il, elle, on répète (ray-peht)	ils, elles répètent (ray-peht)

Other *é* + consonant + *er* verbs include: **célébrer* (say-lay-bray), *espérer* (ehs-pay-ray) to hope, **posséder* (poh-say-day), **préférer* (pray-fay-ray), and *protéger* (proh-tay-zhay) to protect.

IRREGULAR VERBS

A good number of high-frequency French verbs are irregular. Irregular verbs follow no specific rules of conjugation, so you must memorize them. Some of these verbs are used in idiomatic expressions, and knowing them can help you to speak more colloquially.

An idiom is a particular word or expression whose meaning cannot be readily understood by either its grammar or the words used. Idiomatic expressions cannot be translated word for word without causing confusion. Imagine trying to grammatically explain to a non-native English speaker the meaning of the expression: “It’s raining cats and dogs.”

The following high-frequency verbs have irregular forms in the present tense. You should commit them to memory because you will use them often.

aller (ah-lay), to go

je vais (veh)	nous allons (ah-lohN)
tu vas (vah)	vous allez (ah-lay)
il va (vah)	ils vont (vohN)

Aller is used idiomatically to describe a person’s health. The construction is *aller* + an adverb that expresses a feeling or a state of being: *Je vais bien.* (I’m fine.)

Aller is also used to say what someone is going to do: *Je vais aller en France.* (I’m going to go to France.)

avoir (ah-vwahr), to have

j’ai (ay)	nous avons (ah-vohN)
tu as (ah)	vous avez (ah-vay)
il a (ah)	ils ont (ohN)

Although English speakers use the verb “to be” when speaking about certain physical conditions, French speakers use the verb “to have” (*avoir*) plus a noun to express the same thought. The most common idiomatic expressions that use the verb *avoir* are:

avoir . . . ans, to be . . . years old: *J’ai six ans.* (I’m six years old.)

avoir l’air, to appear: *Il a l’air fatigué.* (He appears tired.)

avoir besoin de, to need: *Tu as besoin d’un livre?* (Do you need a book?)

avoir chaud, to be hot: *J’ai chaud.* (I’m hot.)

avoir de la chance, to be lucky: *Nous avons de la chance.* (We are lucky.)

avoir froid, to be cold: *Elle a froid.* (She's cold.)

avoir envie de, to feel like: *Vous avez envie de danser?*
(Do you feel like dancing?)

avoir faim, to be hungry: *Ils ont faim.* (They are hungry.)

avoir soif, to be thirsty: *Elles ont soif.* (They are thirsty.)

avoir lieu, to take place: *La fête a lieu chez elle.*
(The party is at her house.)

avoir mal à, to have an ache: *J'ai mal aux dents.* (I have a toothache.)

avoir peur (de), to be afraid of: *Il a peur des animaux.*
(He's afraid of animals.)

avoir raison, to be right: *Tu as raison.* (You're right.)

avoir tort, to be wrong: *Elles ont tort.* (They're wrong.)

avoir sommeil, to be sleepy: *Nous avons sommeil.* (We're sleepy.)

boire (bwahr), to drink

je bois (bwah) nous buvons (bew-vohN)

tu bois (bwah) vous buvez (bew-vay)

il boit (bwah) ils boivent (bwahv)

conduire (kohN-dweer), to drive

je conduis (kohN-dwee) nous conduisons (kohN-dwee-zohN)

tu conduis (kohN-dwee) vous conduisez (kohN-dwee-zay)

il conduit (kohN-dwee) ils conduisent (kohN-dweez)

connaître (koh-nehtr), to know, be acquainted with

je connais (koh-neh) nous connaissons (koh-neh-sohN)

tu connais (koh-neh) vous connaissez (koh-neh-say)

il connaît (koh-neh) ils connaissent (koh-nehsh)

croire (krwahr), to believe

je crois (krwah) nous croyons (krwah-yohN)

tu crois (krwah)	vous croyez (krwah-yay)
il croit (krwah)	ils croient (krwah)

devoir (duh-vwahr), to have to, owe

je dois (dwah)	nous devons (duh-vohN)
tu dois (dwah)	vous devez (duh-vay)
il doit (dwah)	ils doivent (dwahv)

dire (deer), to say, tell

je dis (dee)	nous disons (dee-zohN)
tu dis (dee)	vous dites (deet)
il dit (dee)	ils disent (deez)

dormir (dohr-meer), to sleep

je dors (dohr)	nous dormons (dohr-mohN)
tu dors (dohr)	vous dormez (dohr-may)
il dort (dohr)	ils dorment (dohrm)

Verbs conjugated like *dormir* keep the final consonant before the *-ir* ending in all plural forms. These verbs are: *mentir* (mahN-teer) to lie; *partir* (pahR-teer) to go away; *sentir* (sahN-teer) to feel, smell; **servir* (sehr-veer); and *sortir* (sohr-teer) to go out. Examples: *Nous partons.* (We're leaving.) *Ils servent le dîner.* (They're serving dinner.)

écrire (ay-kreer), to write

j'écris (ay-kree)	nous écrivons (ay-kree-vohN)
tu écris (ay-kree)	vous écrivez (ay-kree-vay)
il écrit (ay-kree)	ils écrivent (ay-kreev)

être (ehtr), to be

je suis (swee)	nous sommes (sohm)
tu es (eh)	vous êtes (eht)
il est (eh)	ils sont (sohN)

Three important idioms using *être* are:

être à, to belong to: *Ce livre est à Jean.* (This book belongs to John.)

être en train de, to be in the act (middle) of: *Je suis en train de parler.*
(I'm in the middle of speaking.)

être sur le point de, to be on the verge of, about to: *Le train est sur le point de partir.* (The train is about to leave.)

***faire* (fehr), to make, do**

je fais (feh)	nous faisons (fuh-zohN)
tu fais (feh)	vous faites (feht)
il fait (feh)	ils font (fohN)

A few important idioms with *faire* are:

faire attention (â), to pay attention to: *Il fait attention aux détails.*
(He pays attention to the details.)

faire la connaissance de, to meet (make the acquaintance of someone):
Il fait la connaissance de M. Leblanc. (He is meeting Mr. Leblanc.)

faire un voyage, to take a trip: *Je fais un voyage au Canada.*
(I'm taking a trip to Canada.)

Faire is also used idiomatically to describe the weather:

Quel temps fait-il?	What's the weather?
Il fait bon.	The weather is fine.
Il fait beau.	It's beautiful.
Il fait chaud.	It's hot.
Il fait du soleil.	It's sunny.
Il fait frais.	It's cool.
Il fait froid.	It's cold.
Il fait du vent.	It's windy.

▽ **NOTE**

The verb *faire* is used to express that the subject plays a sport: *Roger fait du tennis.* (Roger plays tennis.)

lire (leer), to read

je lis (lee)	nous lisons (lee-zohN)
tu lis (lee)	vous lisez (lee-zay)
il lit (lee)	ils lisent (leez)

mettre (mehr), to put (on)

je mets (meh)	nous mettons (meh-tohN)
tu mets (meh)	vous mettez (meh-tay)
il met (meh)	ils mettent (meht)

offrir (oh-freer), to offer

j'offre (ohfr)	nous offrons (oh-frohN)
tu offres (ohfr)	vous offrez (oh-fray)
il offre (ohfr)	ils offrent (ohfr)

ouvrir (oo-vreer), to open

j'ouvre (oovr)	nous ouvrons (oo-vrohN)
tu ouvres (oovr)	vous ouvrez (oo-vray)
il ouvre (oovr)	ils ouvrent (oovr)

pouvoir (poo-vwahr), to be able to

je peux (puh)	nous pouvons (poo-vohN)
tu peux (puh)	vous pouvez (poo-vay)
il peut (puh)	ils peuvent (puhv)

prendre (prahNdr), to take

je prends (prahN)	nous prenons (pruh-nohN)
tu prends (prahN)	vous prenez (pruh-nay)
il prend (prahN)	ils prennent (prehn)

recevoir (ruh-suh-vwahr), to receive

je reçois (ruh-swah)	nous recevons (ruh-suh-vohN)
tu reçois (ruh-swah)	vous recevez (ruh-suh-vay)
il reçoit (ruh-swah)	ils reçoivent (ruh-swahv)

savoir (sah-vwahr), to know a fact

je sais (seh)	nous savons (sah-vohN)
tu sais (seh)	vous savez (sah-vay)
il sait (seh)	ils savent (sahv)

venir (vuh-neer), to come

je viens (vyaN)	nous venons (vuh-nohN)
tu viens (vyaN)	vous venez (vuh-nay)
il vient (vyaN)	ils viennent (vyehn)

NOTE

Use the expression *venir de + infinitive* to show that the subject has just done something: *Je viens de manger.* (I just ate.) *Ils viennent d'arriver.* (They just arrived.)

voir (vwahr), to see

je vois (vwah)	nous voyons (vwah-yohN)
tu vois (vwah)	vous voyez (vwah-yay)
il voit (vwah)	ils voient (vwah)

vouloir (voo-lwahr), to want

je veux (vuh)	nous voulons (voo-lohN)
tu veux (vuh)	vous voulez (voo-lay)
il veut (vuh)	ils veulent (vuhl)

If a larger verb form contains an irregular verb that you recognize, the chances are great that the conjugation endings are the same as those of the smaller verb. For example, *mettre* is contained in *commettre* (to commit), *permettre* (to permit), *promettre* (to promise), and *remettre* (to put back). All are conjugated like *mettre*.

Verbs conjugated like *prendre* include *apprendre* (ah-prahNdr) to learn and *comprendre* (kohN-prahNdr) to understand.

When it is necessary to use two verbs in succession, the first verb is conjugated and the second verb remains in the infinitive: *Je veux sortir.* (I want to go out.) *Ils peuvent danser.* (They can dance.)

USES OF THE PRESENT TENSE

- The present tense is customarily used instead of the future to ask for instructions or to discuss an action that will take place in the immediate future: *Je prépare le dîner?* (Shall I prepare dinner?) *Je te vois dans cinq minutes.* (I'll see you in five minutes.)
- To express an event that began in the past and is continuing in the present, use the following formula: present tense + *depuis* + an expression of time. *Je cherche mon livre depuis une demi-heure.* (I've been looking for my book for a half hour.) *Ils habitent à Paris depuis 1996.* (They've been living in Paris since 1996.)
- The construction *il y a* + expression of time + *que* + present also expresses a past action that is continuing in the present: *Il y a un an que j'étudie le français* (I've been studying French for a year).



TIME'S UP!

Complete this very simple story about a boy and his friend. Conjugate the verbs carefully.

Je _____ (1. *aller*) chez Jean. C' _____ (2. *être*) mon meilleur (my best) ami. Nous _____ (3. *avoir*) faim. Nous _____ (4. *vouloir*) manger. La maman de Jean _____ (5. *acheter*) les ingrédients. Nous _____ (6. *faire*) un gâteau au chocolat. Nous _____ (7. *célébrer*) l'anniversaire de Jean. Nous _____ (8. *manger*) le gâteau. Nous _____ (9. *finir*) tout (all) le gâteau. Nous _____ (10. *commencer*) à avoir mal à l'estomac.

This page intentionally left blank.



The Past Tense

(The Passé Composé)

MASTER THESE SKILLS

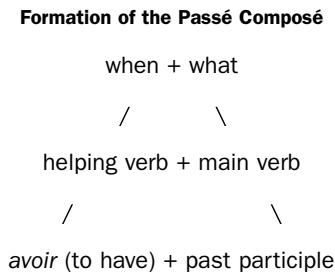
- Using the passé composé with *avoir*
- Using the passé composé with *être*
- Forming the imperfect and the pluperfect
- Distinguishing when to use the passé composé and the imperfect
- Using the passé simple

In this chapter you'll learn when to use the passé composé and when to use the imperfect. You'll also learn how to recognize the passé simple (the past definite), a literary and historic tense.

FORMING THE PASSÉ COMPOSÉ WITH AVOIR

The compound past (past indefinite), which expresses an action or event completed in the past, is referred to in French as the *passé composé*. The word *compound* indicates that this tense is made up of more than one part. In fact, the *passé composé* is made up of two elements—the helping verb, which expresses *when* the action took place, and the main verb, which expresses *what* action took place.

The *passé composé* of most French verbs, therefore, is formed by combining the present tense of *avoir* (the helping verb) and the past participle of the verb expressing the action. Take a look at the following diagram.



Simply stated, the formula for the formation of the *passé composé* is:

subject (noun or pronoun) + helping verb + past participle

The following sections explain in more detail how to form the two parts of the *passé composé*.

The Helping Verb *Avoir*

In English, the helping verb is “to have.” Because *avoir* means “to have,” it is only logical that it would serve as the helping verb in French. First, *avoir* must be conjugated in the present tense:

j'ai	nous avons
tu as	vous avez
il, elle, on a	ils, elles ont

To this conjugation, you must now add a past participle.

Past Participles

The past participle generally expresses an action that has been completed in the past. In English, past participles are used to form the perfect tenses in the active voice and all tenses in the passive voice. In

regular verbs the past participle is usually formed by adding *-d* or *-ed*. Study the following sections to learn how to form past participles in French.

Regular Verbs. The past participle of regular verbs is formed by dropping the infinitive endings and adding *-é* for *-er* verbs, *-i* for *-ir* verbs, and *-u* for *-re* verbs:

-ER VERBS	-IR VERBS	-RE VERBS
aimer r aimé	finir r fini	perdre r perdu
to love loved	to finish finished	to lose lost

The past participle usually remains the same for every subject, regardless of gender or number. Only the helping verb changes:

J'ai joué.	Nous avons joué.
Tu as joué.	Vous avez joué.
Il (elle, on) a joué.	Ils (elles) ont joué.

Irregular Verbs. Although irregular verbs also have irregular past participles, they can be grouped according to their endings, in most cases:

- Past participles ending in *-u*:

avoir	eu (ew)	had
boire	bu (bew)	drank
connaître	connu (koh-new)	known
croire	cru (krew)	believed
devoir	dû (dew)	had to, owed
lire	lu (lew)	read
pleuvoir	plu (plew)	rained
pouvoir	pu (pew)	was able to
recevoir	reçu (ruh-sew)	received
savoir	su (sew)	known
voir	vu (vew)	seen
vouloir	voulu (voo-lew)	wanted

- Past participles ending in *-is*:

mettre	mis (mee)	put (on)
prendre	pris (pree)	took

- Past participles ending in *-it*:

conduire	conduit (kohN-dwee)	driven, drove
dire	dit (dee)	said, told
écrire	écrit (ay-kree)	written, wrote

- Irregular past participles:

être	été (ay-tay)	been
faire	fait (feh)	made, done
offrir	offert (oh-fehr)	offered
ouvrir	ouvert (oo-vehr)	opened

NOTE

If an irregular verb is contained within a larger verb, both generally form their past participles in the same way: *mettre* changes to *mis*; *permettre* changes to *permis*; *ouvrir* changes to *ouvert*; *couvrir* changes to *couvert*.

USING THE PASSÉ COMPOSÉ WITH ÊTRE

The passé composé of 17 verbs is formed by combining the present tense of *être* and the past participle of the verb. Most of these verbs express motion or a change of place, state, or condition, that is, going up, down, in, or out or remaining, in a house, perhaps.

DR. and MRS. VANDERTRAMPP are the inhabitants of this house. This mnemonic device may be helpful as you try to commit these 17 verbs to memory. When you read, notice that most verbs that take *être* as their helping verb have regular past participles. The few that don't, show an asterisk (*) before the past participle.

Verbs Using Être in the Passé Composé

LETTER	INFINITIVE	PAST PARTICIPLE
D	devenir (to become)	*devenu (duh-vuh-new)
R	revenir (to come back)	*revenu (ruh-vuh-new)
M	mourir (to die)	*mort (mohr)

R	retourner (to return)	retourné (ruh-toor-nay)
S	sortir (to go out)	sorti (sohr-tee)
V	venir (to come)	*venu (vuh-new)
A	arriver (to arrive)	arrivé (ah-ree-vay)
N	naître (to be born)	*né (nay)
D	descendre (to descend)	descendu (deh-sahN-dew)
E	entrer (to enter)	entré (ahN-tray)
R	rentrer (to return)	rentré (rahN-tray)
T	tomber (to fall)	tombé (tohN-bay)
R	rester (to remain)	resté (rehs-tay)
A	aller (to go)	allé (ah-lay)
M	monter (to go up)	monté (mohN-tay)
P	partir (to leave)	parti (pah-tee)
P	passer (to pass by)	passé (pah-say)

First, conjugate *être* in the present tense:

je suis	nous sommes
tu es	vous êtes
il, elle, on est	ils, elles sont

To form the passé composé, you must now add a past participle: *Je suis allé au parc.* (I went to the park.)

FORMING THE PASSÉ COMPOSÉ WITH ÊTRE

Unlike verbs that use *avoir* as their helping verb, verbs that use *être* have past participles that agree in number (singular or plural [add *s*]) and gender (masculine or feminine [add *e*]) with the subject noun or pronoun. Note how the past participle differs with different subjects:

Agreement of Past Participles

MASCULINE SUBJECTS	FEMININE SUBJECTS	MEANING
je suis arrivé	je suis arrivée	I (have) arrived
tu es arrivé	tu es arrivée	you (have) arrived
il est arrivé	elle est arrivée	he/she (has) arrived

nous sommes arrivés	nous sommes arrivées	we (have) arrived
vous êtes arrivé(s)	vous êtes arrivée(s)	you (have) arrived
ils sont arrivés	elles sont arrivées	they (have) arrived

- Note that *vous* can be a singular or plural subject for both masculine and feminine subjects.

SINGULAR	PLURAL
Vous êtes parti.	Vous êtes partis.
Vous êtes partie.	Vous êtes parties.

- For a mixed group, always use the masculine form.
 - Jean et Marc sont venus.
 - Marie et Anne sont venues.
 - Jean et Marie sont venus.
- If the masculine past participle ends in an unpronounced consonant, you should pronounce the consonant for the feminine singular and plural forms:

Il est mort. (eel eh mohr)	Ils sont morts. (eel sohN mohr)
Elle est morte. (ehl eh mohrt)	Elles sont mortes. (ehl sohN mohrt)

SPECIAL VERBS

The verbs *descendre*, *monter*, *passer*, *rentrer*, *retourner*, and *sortir* are listed as verbs that use *être* as their helping verb, because this is generally the case. They may, however, take *avoir* as their helping verb when they are used with a direct object. A direct object answers what or whom the subject is acting upon. Notice how the meaning of these verbs changes depending on the helping verb that is used and how there is number and/or gender agreement with *être* but not with *avoir*:

Il est descendu du bus.	He got off the bus.
Il a descendu l'escalier.	He went downstairs.
Il a descendu ses bagages.	He took his bags downstairs.
Elle est montée dans sa chambre.	She went up to her room.
Elle a monté l'escalier.	She went upstairs.
Elle a monté sa valise.	She took her suitcase upstairs.

Tu es passé(e) chez Luc.	You passed by Luke's house.
Tu as passé un mois en France.	You spent a month in France.
Je suis rentré(e) tôt.	I came home early.
J'ai rentré les chaises de jardin.	I brought in the garden chairs.
Elle est retournée à Paris.	She returned to Paris.
Elle a retourné la robe.	She returned the dress.
Elles sont sorties hier soir.	They went out last night.
Elles ont sorti leur argent.	They took out their money.

NOTE

To express that an event has just occurred, you may use a subject noun or pronoun + the present tense of *venir* + *de* (*d'* before a vowel or vowel sound) + an infinitive in place of the passé composé: *Il vient de sortir.* (He just left.)

THE IMPERFECT

The imperfect (or *l'imparfait*) expresses a continuing state or an incomplete action in the past; in other words, an action that was going on at an indefinite time in the past: *La porte était ouverte.* (The door was open.) *Ils regardaient la télévision.* (They were watching television.)

Regular Verbs

The imperfect of regular verbs is formed by dropping the *-ons* ending of the *nous* form of the present tense of regular verbs and all irregular verbs except *être* and adding the endings highlighted in bold.

-ER VERBS	-IR VERBS	-RE VERBS
<i>dîner (to dine)</i>	<i>obéir (to obey)</i>	<i>vendre (to sell)</i>
nous dîn ons	nous obéiss ons	nous vend ons
je dîn ais	j'obéiss ais	je vend ais
tu dîn ais	tu obéiss ais	tu vend ais
il dîn ait	elle obéiss ait	on vend ait
nous dîn ions	nous obéiss ions	nous vend ions
vous dîn iez	vous obéiss iez	vous vend iez
ils dîn aient	ils obéiss aient	elles vend aient

Shoe Verbs

Only two categories of verbs with spelling changes need a closer look in the imperfect:

- Verbs ending in *-cer* change *c* to *ç* before *a* to keep the soft *c* (*s*) sound. The change occurs inside the shoe only:

je plaçais	nous placions
tu plaçais	vous placiez
il plaçait	ils plaçaient

- Verbs ending in *-ger* insert a silent *e* between *g* and *a* to keep the soft *g* (*zh*) sound. The change occurs inside the shoe only:

je mangeais	nous mangions
tu mangeais	vous mangiez
il mangeait	ils mangeaient

For more on shoe verbs see Chapter 22:00.

The Imperfect of Être

The only verb that is irregular in the imperfect is *être*:

j'étais	nous étions
tu étais	vous étiez
il, elle, on était	ils, elles étaient

The Imperfect of Irregular Verbs

You form the imperfect of irregular verbs in the same manner as the imperfect of regular verbs. It is, therefore, very important to remember the correct present tense *nous* form of these verbs.

aller (to go)	nous all ons
avoir (to have)	nous av ons
boire (to drink)	nous buv ons
conduire (to drive)	nous conduis ons
connaître (to know)	nous connais ons
croire (to believe)	nous croy ons
devoir (to have to)	nous dev ons

dire (to say, tell)	nous dison s
dormir (to sleep)	nous dormon s
écrire (to write)	nous écrivon s
faire (to make, do)	nous faison s
lire (to read)	nous lison s
mettre (to put)	nous metton s
offrir (to offer)	nous offron s
ouvrir (to open)	nous ouvron s
pouvoir (to be able to)	nous pouvon s
prendre (to take)	nous prenon s
recevoir (to receive)	nous recevon s
savoir (to know)	nous savon s
venir (to come)	nous venon s
voir (to see)	nous voyon s
vouloir (to wish, want)	nous voulon s

Simply drop the *-ons* and add the imperfect endings: *Il venait toujours en retard.* (He always came late.)

NOTE

1. To distinguish tenses, verbs ending in *-ions* in the present have an additional *i* before the *-ions* and the *-iez* imperfect endings: *nous étudions, vous vérifiez.*
2. Two irregular verbs that are only used in the third person singular form in the imperfect are: *falloir* (to be necessary), *il fallait*; and *pleuvoir* (to rain), *il pleuvait.*

DECIDING WHEN TO USE THE PASSÉ COMPOSÉ OR THE IMPERFECT

The *passé composé* expresses an action that was completed at a specific time in the past. Think of the action as one moment in time. Think, too, of a camera. The *passé composé* represents an action that could be captured by a photograph—the action happened and was completed.

The imperfect, on the other hand, expresses an action that continued in the past over an indefinite period of time. Think of the action as a wavy line. Think again of a camera. The imperfect represents an action that could be captured by a video camera—the action continued over a period of time; it was happening, used to happen, or would (meaning “used to”) happen.

Clues to the Passé Composé and the Imperfect

The following words and expressions often require the use of the passé composé because they specify a time period:

l'année passée (lah-nay pah-say), last year
 avant-hier (ah-vahNt yehr), the day before yesterday
 d'abord (dah-bohr), at first
 enfin (ahN-faN), finally
 ensuite (ahN-sweet), then, next
 l'été passé (lay-tay pah-say), last summer
 finalement (fee-nahl-mahN), finally
 une fois (ewn fwah), one time
 hier (yehr), yesterday
 hier soir (yehr swahr), last night
 l'autre jour (lotr zhoor), the other day
 ce jour-là (suh zhoor lah), that day
 un jour (uhN zhoor), one day
 le mois passé (luh mwah pah-say), last month
 soudain (soo-daN), suddenly

Use the imperfect with these expressions that generally imply repetition:

autrefois (otr-fwah), formerly
 chaque jour/semaine (shahk zhoor/suh-mehn), each (every) day/week
 chaque mois/année (shahk mwah/ah-nay), each (every) month/year
 de temps en temps (duh tahN zahN tahN), from time to time
 d'habitude (dah-bee-tewd), usually
 en ce temps-là (ahN suh tahN lah), at that time

fréquemment (fray-keh-mahN), frequently
habituellement (ah-bee-tew-ehl-mahN), habitually
parfois (pah-fwah), sometimes
souvent (soo-vahN), often
toujours (too-zhoor), always
tous les jours/mois (too lay zhoor/mwah), every day/month
tout le temps (too luh tahN), all the time

Use the imperfect with the following verbs when they are used to express a state of mind in the past:

aimer (eh-may), to like, love
croire (krwahr), to believe
désirer (day-zee-ray), to desire
espérer (ehs-pay-ray), to hope
être (ehtr), to be
penser (pahN-say), to think
pouvoir (poo-vwahr), to be able to
préférer (pray-fay-ray), to prefer
regretter (ruh-greh-tay), to regret, be sorry
savoir (sah-vwahr), to know (how)
vouloir (voo-lwahr), to want

When these verbs express a state of mind occurring at a specific time in the past, the passé composé is used:

Il ne pouvait pas venir. He couldn't come.
Il n'a pas pu venir hier. He couldn't come yesterday.

The basic uses of the passé composé and the imperfect are summarized below.

Passé Composé

- Expresses specific actions or events that were started and completed at a definite time in the past (even if the time isn't mentioned):
Il a préparé le dîner. (He prepared dinner.)

- Expresses a specific action or event that occurred at a specific point in past time: *Il est sorti hier.* (He went out yesterday.)
- Expresses a specific action or event that was repeated a stated number of times: *Jean est tombé deux fois.* (John fell two times.)

Imperfect

- Describes ongoing or continuous actions or events in the past (which may or may not have been completed): *Elle parlait à son ami.* (She was speaking to her friend.)
- Describes habitual or repeated actions in the past: *Il sortait souvent le soir.* (He often went out in the evening.)
- Describes a person, place, thing, or state of mind in the past:

Elle était triste.	She was unhappy.
Le ciel était bleu.	The sky was blue.
La fenêtre était ouverte.	The window was open.
Ils voulaient partir.	They wanted to leave.

NOTE

1. Use the imperfect to describe a situation that was going on in the past when another action or event took place. The action or event that took place is in the *passé composé*: *Je sortais quand le téléphone a sonné.* (I was going out when the telephone rang.)
2. *Would*, when it means “used to,” indicates the use of the imperfect. When it states what the subject would do under specific conditions, *would* indicates the use of the conditional, which is discussed in further detail in Chapter 20:00.

THE PLUPERFECT

Use the pluperfect (*le plus-que-parfait*) to describe an action that had been completed in the past before another past action took place. The pluperfect is actually the compound form of the imperfect. That means that it must be composed of two parts: the imperfect of the helping verb *avoir* or *être* (which expresses “had”) + the past participle of the verb indicating the action that took place. The *plus-que-parfait* is formed, then, as follows: imperfect of *avoir* or *être* + past participle.

Voici le livre que vous aviez demandé. Here is the book you had asked for.

Elle avait faim parce qu'elle n'avait rien mangé. She was hungry because she hadn't eaten anything.

THE PASSÉ SIMPLE (THE PAST DEFINITE)

The simple past, known in French as the *passé simple*, is a simple tense that is composed of one single verb form. The *passé simple* is used to express a completed past action and is seen primarily in formal, literary, and historical writings. The *passé composé*, also used to express a completed past action, is used, on the other hand, mainly in conversation and informal writing.

You form the *passé simple* (the past definite) of regular verbs by dropping the infinitive ending *-er*, *-ir*, or *-re* and adding the endings indicated in bold.

PARLER	FINIR	VENDRE
je parl ai	je fin is	je vend is
tu parl as	tu fin is	tu vend is
il parl a	elle fin it	on vend it
nous parl âmes	nous fin îmes	nous vend îmes
vous parl âtes	vous fin îtes	vous vend îtes
ils parl èrent	ils fin irent	elles vend irent

The Passé Simple of Shoe Verbs

The only shoe verbs that necessitate a change in the *passé simple* are those that end in *-cer* and *-ger*. This means that all forms require a change except the *ils* plural form:

- Verbs ending in *-cer* change *c* to *ç* before *a* to keep the soft *c* (*s*) sound: *avancer: j'avança*ï*, tu avanç*as*, il avanç*a*, nous avanç*âmes*, vous avanç*âtes*, ils avancè*rent*.*
- Verbs ending in *-ger* insert silent *e* between *g* and *a* to keep the soft *g* (*zh*) sound. This means that all forms require a change except the *ils* plural form: *voyager: je voyagea*i*, tu voyagea*s*, il voyagea*a*, nous voyageâ*mes*, vous voyageâ*tes*, ils voyagè*rent*.*

The Passé Simple of Irregular Verbs

All irregular verbs in the *passé simple* add the following endings to their stems. Note that the circumflex (^) goes above the vowel of the stem:

je	-s	nous	^mes
tu	-s	vous	^tes
il, elle, on	-t	ils, elles	-rent

You will find that the stem of the passé simple very often resembles, or is the same as, the past participle used for the passé composé. The following list shows the irregular verb stems for the passé simple:

INFINITIVE	STEM	INFINITIVE	STEM
avoir	eu-	mettre	mi-
boire	bu-	mourir	mouru-
conduire	conduisi-	naître	naqui-
connaître	connu-	offrir	offri-
croire	cru-	ouvrir	ouvri-
devoir	du-	pouvoir	pu-
dire	di-	prendre	pri-
dormir	dormi-	recevoir	reçu-
écrire	écriv-	savoir	su-
être	fu-	venir	vin-
faire	fi-	voir	vi-
lire	lu-	vouloir	voulu-

NOTE

1. The passé simple is rarely used conversationally. It is really only necessary to learn it and recognize that it is a past tense in written materials.
2. *Venir* (and related verbs such as *tenir*, *souvenir*, and so forth) is the only verb whose stem ends in a consonant. Add the circumflex accent over the *i* that precedes the *n*: *je vins*, *tu vins*, *il vint*, *nous vîmes*, *vous vîtes*, *ils vinrent*.



TIME'S UP!

Read this young girl's story about her past and fill in the correct form of the verb in the appropriate tense: the *passé composé* or the imperfect.

A l'âge de 14 ans j' _____ (1. *aller*) tous les jours à l'école parce qu'il y _____ (2. *avoir*) un très beau garçon, Raymond, dans ma classe de français. En général, il _____ (3. *faire*) rarement attention aux filles dans la classe parce qu'il _____ (4. *jouer*) tous les jours au basket avec des amis. Mais un jour, il _____ (5. *rester*) après les cours et il m' _____ (6. *demander*) mon numéro de téléphone. Il _____ (7. *vouloir*) sortir avec moi et vraiment, j' _____ (8. *être*) très surprise. Nous _____ (9. *aller*) au cinéma voir une histoire d'amour ridicule. C'est comme ça que je (j') _____ (10. *faire*) la connaissance de mon fiancé.

This page intentionally left blank.



Back to the Future

Speaking Conditionally

MASTER THESE SKILLS

- Forming and using the future
- Forming and using the conditional
- Using conditional sentences

In this chapter you will learn how to form, use, and differentiate between the future and the conditional. You will see that you have to pay careful attention to the verb endings and to what you are trying to express. And finally, you will learn how to use conditional sentences.

THE FUTURE

In French, the future may be expressed in three possible ways: by using the present, by using *aller* + infinitive, and by using the future tense.

Using the Present to Express the Future

The present tense may be used to imply the future when you're asking for instructions or referring to an action that will take place in the immediate future. You will know when the future is implied by the present through the context of the conversation. *Je mets le livre ici?* (Shall I put the book here?) *Elle arrive bientôt.* (She will arrive soon.)

Aller + Infinitive

In French, as in English, the near future may be expressed with a form of the present tense of the verb *aller* (to go) plus the infinitive referring to the action that the speaker will perform. The near future is generally used for an action that is imminent—that *is going* to happen soon.

The irregular present tense of *aller* is conjugated as follows:

je vais (zhuh veh)	nous allons (noo zah-lohN)
tu vas (tew vah)	vous allez (voo zah-lay)
il va (eel vah)	ils vont (eel vohN)

Add an infinitive to get the near future: *Je vais aller à Paris.* (I'm going to go to Paris.) *Nous allons prendre l'avion.* (We're going to take the plane.)

The Future Tense of Regular Verbs

The future tense tells what the subject *will do* or what action *will* take place in a future time. The future tense of all regular verbs is formed by adding the endings indicated in bold to the infinitive of the verb.

-ER VERBS	-IR VERBS	-RE VERBS
<i>parler</i> (to speak)	<i>finir</i> (to finish)	<i>rendre</i> (to return)
je parler ai	je finir ai	je rendr ai
tu parler as	tu finir as	tu rendr as
il parler a	elle finir a	on rendr a
nous parler ons	nous finir ons	nous rendr ons
vous parler ez	vous finir ez	vous rendr ez
ils parler ont	ils finir ont	elles rendr ont

▼ **NOTE**

If you look carefully at the future endings, you should notice that, except for the *nous* and *vous* forms (where the *av* beginning is dropped), you are looking at the conjugation of the verb *avoir*.

It is important that you note the following idiosyncrasies about the formation of the future of regular verbs:

- *-re* verbs drop the final *e* before adding the appropriate future ending: *répondre, il répondra; vendre, nous vendrons*
- The *e* of the *-er* infinitive remains silent in the future tense:

Il travaillera.	eel trah-vahy-rah	He will work.
Nous en parlerons.	noo zahN parhl-rohN	We'll speak about it.

The Future Tense of Shoe Verbs

Only two categories of shoe verbs use the changes that were made within the shoe for regular verbs to form all forms of the future tense. All other shoe verbs follow the rules for future formation listed earlier in this section. (For more information on shoe verbs, see Chapter 22:00.)

-yer Verbs. Because verbs ending in *-yer* change *y* to *i* in all forms of the future, there is no longer a need for the shoe:

j'emploierai	nous emploierons
tu emploieras	vous emploierez
il emploiera	elles emploieront

-ayer Verbs. With verbs ending in *-ayer*, you have the option of changing *y* to *i* in all future forms: *je paierai (payerai), nous paierons (payerons)*. It is probably easier, however, to remember the *y*-to-*i* change for all *-yer* verbs, including those ending in *-ayer*.

e + Consonant + er Verbs. Because verbs ending in *e* + consonant + *er* (but not *é* + consonant + *er*) change the silent *e* in the syllable before the infinitive ending to *è* in all forms of the future, there is no longer a need for a shoe.

j'achèterai	nous achèterons
tu achèteras	vous achèterez
il achètera	elles achèteront

Verbs with silent *e* (those verbs ending in *-eler* and *-eter*) like *appeler* and *jeter* double the consonant in the future:

appeler, to call		jeter, to throw	
j'appellerai	nous appellerons	je jetterai	nous jetterons
tu appelleras	vous appellerez	tu jetteras	vous jetterez
il appellera	ils appelleront	elle jettera	ils jetteront

The Future Tense of Irregular Verbs

The verbs below have irregular future stems, which always end in *-r* or *-rr*. Just add the future endings to these stems to get the correct future form:

INFINITIVE	STEM	INFINITIVE	STEM
aller (to go)	ir-	pouvoir (to be able to)	pourr-
avoir (to have)	aur-	recevoir (to receive)	recevr-
devoir (to have to)	devr-	savoir (to know)	saur-
envoyer (to send)	enverr-	venir (to come)	viendr-
être (to be)	ser-	voir (to see)	verr-
faire (to make, do)	fer-	vouloir (to wish, want)	voudr-

Uses of the Future

- The future tense, as in English, is used to express what will happen: *Il partira demain.* (He will leave tomorrow.) *Nous irons en France.* (We will go to France.)
- The future is used after *quand* (when), *lorsque* (when), *dès que* (as soon as), and *aussitôt que* (as soon as), if the action refers to the future, even though the present tense may be used in English. Because the action will be completed at some later time, the French construction seems to be more logical:

Quand j'aurai beaucoup d'argent, je m'achèterai une villa.	When I have a lot of money, I'll buy myself a villa.
Elles travailleront lorsqu'elles habiteront à Montréal.	They will work when they live in Montreal.
Dès que nous arriverons à la maison, nous te téléphonerons.	As soon as we arrive home, we will call you.
Il regardera la télévision aussitôt qu'il arrivera.	He will watch television as soon as he arrives.

THE FUTURE PERFECT

You use the future perfect (*le futur antérieur*) to describe an action or event that will have been completed in the past. Because you are expressing what *will have happened*, you will need the future of the helping verb + the past participle of the verb that shows the action or event to have been completed. The *futur antérieur* is formed, then, as follows: future of helping verb (*avoir* or *être*) + past participle.

Il aura fini le travail avant la fin de la journée.	He will have finished the work before the end of the day.
---	---

The *futur antérieur* is used:

- After *quand*, *lorsque*, *dès que*, and *aussitôt que* in many situations:

Nous partirons dès qu'ils auront mangé.	We will leave as soon as they (will) have eaten.
---	--

Je travaillerai lorsque j'aurai fini mes études.	I will work when I (will) have finished my studies.
--	---

- To express probability or supposition in the past:

Il n'a pas téléphoné. Il aura perdu mon numéro de téléphone.	He didn't call. He must have lost my phone number.
--	--

Il sera arrivé quelque chose.	Something must have happened.
-------------------------------	-------------------------------

THE CONDITIONAL

The conditional is not a tense, because it does not indicate a time period. It is, instead, a mood that expresses what the speaker *would* do or what *would* happen under certain circumstances or conditions.

The Conditional of Regular Verbs

You form the conditional with the same stem that you used to form the future, whether you are using a regular, a shoe, or an irregular verb. Add the endings (the same endings used to form the imperfect) indicated in bold in the table below.

-ER VERBS	-IR VERBS	-RE VERBS
<i>parler</i> (to speak)	<i>finir</i> (to finish)	<i>rendre</i> (to return)
je parler ais	je finir ais	je rendr ais
tu parler ais	tu finir ais	tu rendr ais
il parler ait	elle finir ait	on rendr ait

nous parler ions	nous finir ions	nous rendr ions
vous parler iez	vous finir iez	vous rendr iez
ils parler aient	ils finir aient	elles rendr aient

NOTE

The stems for the conditional are exactly the same as the stems for the future. The endings for the conditional are exactly the same as those for the imperfect. Learn those two tenses and you will have all you need to form the conditional.

The Conditional of Irregular Verbs

Since the future and the conditional of verbs use the same stem, regular, shoe verbs, and irregular verbs can be distinguished in the conditional by their endings.

INFINITIVE (TO)	FUTURE (WILL)	CONDITIONAL (WOULD)
employer (use)	j'emploier ai	j'emploier ais
acheter (buy)	tu achèter as	tu achèter ais
appeler (call)	il appellera	il appellera it
jeter (throw)	elle jettera	elle jettera it
aller (go)	on ira	on ira it
avoir (have)	nous aur ons	nous aur ions
devoir (have to)	vous devr ez	vous devr iez
envoyer (send)	ils enverr ont	ils enverr aient
être (be)	elles ser ont	elles sera ient
faire (make, do)	elles fer ont	elles fera ient
pouvoir (be able to)	je pourr ai	je pourr ais
recevoir (receive)	tu recev ras	tu recev rais
savoir (know)	il saur a	il saur ait
venir (come)	elle viendr a	elle viendr ait
voir (see)	on verr a	on verr ait
vouloir (wish, want)	nous voudr ons	nous voudr ions

NOTE

1. The conditional of the verbs *vouloir* (to want) and *aimer* (to like, love) is frequently used to express what the speaker would like:

Je voudrais aller en France. I would like to go to France.
J'aimerais partir maintenant. I would like to leave now.

2. The irregularities in the future and conditional of the verbs listed on page 66 also occur in related verbs:

appeler:	vous appellerez	vous reppellerez
envoyer:	il enverrait	il renverrait

Uses of the Conditional

The conditional is used as follows:

- To express what would happen under certain conditions:

Je voyagerais en Europe si j'avais assez d'argent.
I would travel to Europe if I had enough money.

When *would* has the sense of “used to” or “to be willing” (“to want”), the imperfect or the *passé composé* of *vouloir* is used:

Je voyageais souvent en Europe.	I would (used to) travel to Europe often.
Je voulais voyager en Europe./ J'ai voulu voyager en Europe.	I wanted to travel to Europe.

When *could* has the sense of “should be able to,” the conditional of *pouvoir* is used: *Tu pourrais faire ce travail.* (You could [should be able to] do this work.)

When *could* means “was able to,” the imperfect or *passé composé* of *pouvoir* is used:

Il pouvait faire ce travail./	He could (was able to)
Il a pu faire ce travail.	do this work.

- To make a request or a demand more polite: *Je voudrais vous parler.* (I would like to speak to you.)

THE PAST CONDITIONAL

The past conditional (*le conditionnel passé*) is used to describe an action or event that would have taken place in the past had something else happened.

Because you are expressing what *would have happened*, you will need the conditional of the helping verb + the past participle of the verb that shows the action or event that would have been completed. The past conditional is formed, then, as follows: conditional of helping verb (*avoir* or *être*) + past participle.

Avec un peu plus de temps,
j'aurais fini le travail.

With a little more time, I would have
finished the work.

CONDITIONAL SENTENCES

Conditional sentences consist of two clauses: a condition (subordinate clause) or *si* clause and a result (main) clause. There are two types of conditional sentences: those expressing real conditions and those expressing contrary-to-fact conditions.

Real Conditions

A real condition describes what is possible or likely. Real conditions are expressed in French by using the present tense in the *si* clause and the present, future, or imperative (command form) in the result clause:

Si vous voulez apprendre,
vous devez étudier.

If you want to learn, you have
to study.

Si vous utilisez ce livre,
vous apprendrez le français.

If you use this book,
you will learn French.

Si vous avez un problème,
téléphonez-moi.

If you have a problem,
call me.

Contrary-to-Fact Conditions

A conditional sentence that describes an unlikely situation is called “unreal” or “contrary-to-fact.” French uses the imperfect in the *si* clause and the conditional in the result clause to express a contrary-to-fact condition:

S'il faisait beau, nous sortirions.

If it were nice weather,
we would go out.

Il achèterait une voiture à sa
femme s'il gagnait le gros lot.

He would buy his wife a car
if he won the lottery.

A contrary-to-fact conditional sentence may also contain the *plus-que-parfait* (pluperfect) in the *si* clause and the *conditionnel passé* in the result clause:

S'il avait fait beau, nous
serions sortis.

If it had been nice weather,
we would have gone out.

Il aurait acheté une voiture à sa femme s'il avait gagné le gros lot.	He would have bought his wife a car if he had won the lottery.
---	--

When forming conditional sentences, keep the following in mind:

- *Si* elides with *il* and *ils* to become *s'il* and *s'ils*, respectively. There is no elision with *si* and *elle*:

Je te téléphonerai s'il arrive avant midi.	I will call you if he arrives before noon.
---	---

Je te téléphonerai si elle arrive avant midi.	I will call you if she arrives before noon.
--	--

- The *si* clause may occur at the beginning or in the middle of the sentence:

Je le ferai s'ils m'aident.	I will do it if they help me.
-----------------------------	-------------------------------

Si elle était en vacances, elle voyagerait.	If she were on vacation, she would travel.
--	---

This table summarizes the tenses that may be used after *si* when *si* means “if”:

SI (SUBORDINATE) CLAUSE	RESULT (MAIN) CLAUSE
Present	Present
	Future
	Command (Imperative)
Imperfect	Conditional
Pluperfect	Past Conditional

NOTE

In conditional sentences, *si* always means “if.” When *si* means “whether,” it may be followed by any tense, just as in English:

Je ne sais pas s'il viendra.	I don't know whether he will come.
Sais-tu si elle l'a fini?	Do you know whether she finished it?



TIME'S UP!

Choose the verb form that correctly completes these conditional sentences, which discuss the choices of different people.

1. S'il _____ ses examens, il deviendrait docteur.
a. réussissait b. réussira c. réussirait d. réussit
2. Je/J' _____ contente si je rencontrais l'homme de mes rêves (dreams).
a. étais b. suis c. serais d. serai
3. Si elle avait gagné beaucoup d'argent, elle _____ en France.
a. était allée b. serait allée c. va d. sera allée
4. Ils grossiraient s'ils _____ trop.
a. mangeaient b. ont mangé c. mangeraient d. mangeront
5. Si nous voulions guérir les malades, nous _____ docteurs.
a. devenons b. devenions c. deviendrions d. étions devenus
6. Elles auraient pu voir le film si elles _____ à l'heure.
a. seraient arrivées b. arrivent c. étaient arrivées d. arriveront
7. Si vous _____ attention, vous apprendrez beaucoup.
a. ferez b. faites c. faisiez d. feriez
8. Tu _____ l'avion si tu avais l'argent nécessaire.
a. aurais pris b. prenais c. prendrais d. avait pris
9. S'il trouvait un poste, il _____ travailler à Paris.
a. allait b. serait allé c. a allé d. irait
10. J' _____ le français si je travaille beaucoup.
a. apprendrai b. apprends c. aurai appris d. avais appris



Using Adjectives and Adverbs

MASTER THESE SKILLS

.....

- Making adjectives feminine
 - Forming irregular adjectives
 - Making adjectives plural
 - Positioning adjectives properly
 - Forming and using adverbs properly
-

In this lesson you'll learn how to form adjectives, how to make them agree with the nouns they describe, and where to position them with respect to the noun.

MAKING ADJECTIVES FEMININE

All French adjectives agree in gender (masculine or feminine) and number (singular or plural) with the nouns they describe. Most French adjectives form the feminine singular by adding *e* to the masculine form, as shown in the center column of the following table. This table, and the ones that follow, will give you a good working adjective vocabulary.

MASCULINE	FEMININE	MEANING
américain (ah-may-ree-kaN)	américaine (ah-may-ree-kehn)	American
amusant (ah-mew-zahN)	amusante (ah-mew-zahNt)	amusing, fun
bleu (bluh)	bleue (bluh)	blue
blond (blohN)	blonde (blohNd)	blond
brun (bruhN)	brune (brewn)	brunette
charmant (shahr-mahN)	charmante (shahr-mahNt)	charming
content (kohN-tahN)	contente (kohN-tahNt)	glad, happy
court (koo)	courte (koort)	short
élégant (ay-lay-gahN)	élégante (ay-lay-gahNt)	elegant
fort (fohr)	forte (fohrt)	strong
français (frahN-seh)	française (frahN-sehz)	French
grand (grahN)	grande (grahNd)	big, tall
haut (o)	haute (ot)	tall, big
intelligent (aN-teh-lee-zhahN)	intelligente (aN-teh-lee-zhahNt)	intelligent
intéressant (aN-tay-reh-sahN)	intéressante (aN-tay-reh-sahNt)	interesting
joli (zhoh-lee)	jolie (zhoh-lee)	pretty
lourd (loor)	lourde (loord)	heavy
ouvert (oo-vehr)	ouverte (oo-vehrt)	open
parfait (pahr-feh)	parfaite (pahr-feht)	perfect
petit (puh-tee)	petite (puh-teet)	small
poli (poh-lee)	polie (poh-lee)	polite
prochain (proh-shaN)	prochaine (proh-shehn)	next
vrai (vreh)	vraie (vreh)	true

NOTE

A pronunciation change occurs when an *e* is added after a consonant. That consonant, which was silent in the masculine, is now pronounced in the feminine form. When the *e* is added after a vowel, there is no change in pronunciation.

Adjectives Ending in -é

Singular adjectives ending in *-é* also form the feminine by adding *e*:

MASCULINE	FEMININE	PRONUNCIATION	MEANING
âgé	âgée	ah-zhay	old, aged
dévoué	dévouée	day-vooy	devoted
fatigué	fatiguée	fah-tee-gay	tired
occupé	occupée	oh-kew-pay	busy
situé	située	see-tew-ay	situated

Adjectives Ending in Silent -e

Singular adjectives ending in silent *-e* do not change in the feminine. Both masculine and feminine forms are spelled and pronounced exactly the same way:

MASCULINE AND FEMININE	PRONUNCIATION	MEANING
aimable	eh-mahbl	kind, pleasant
célèbre	say-lehbr	famous
célibataire	say-lee-bah-tehr	single
confortable	kohN-fohr-tahbl	comfortable
drôle	drohl	funny
facile	fah-seel	easy
faible	fehbl	weak
formidable	fohr-mee-dahbl	great
honnête	oh-neht	honest
maigre	mehgr	thin
malade	mah-lahd	sick
mince	maNs	thin
moderne	moh-dehrn	modern

pauvre	pohvr	poor
propre	prohpr	clean
sale	sahl	dirty
sincère	saN-sehr	sincere
sympathique	saN-pah-teek	nice
triste	treest	sad
vide	veed	empty

PAST PARTICIPLES USED AS ADJECTIVES

When a past participle is used as an adjective, it agrees with the noun it describes: *La porte est fermée.* (The door is closed.) *Les livres sont ouverts.* (The books are open.)

FORMING IRREGULAR ADJECTIVES

If a masculine singular adjective ends in *-x*, the feminine is formed by changing *-x* to *-se*, which gives the feminine ending a *z* sound, as shown below. You will not need the meanings for most of them because they are cognates, with these exceptions: *chanceux*—lucky, *heureux*—happy, *malheureux*—unhappy, *paresseux*—lazy, *peureux*—fearful.

Adjectives Ending in *-eux* and *-euse*

<u>MASCULINE</u>	<u>FEMININE</u>
affectueux (ah-fehk-tew-uh)	affectueuse (ah-fehk-tew-uhz)
ambitieux (ahN-bee-syuh)	ambitieuse (ahN-bee-syuhz)
chanceux (shahN-suh)	chanceuse (shahN-suhz)
conscientieux (kohN-syahN-syuh)	consciencieuse (kohN-syahN-syuhz)
courageux (koo-rah-zhuh)	courageuse (koo-rah-zhuhz)
curieux (kew-ryuh)	curieuse (kew-ryuhz)
dangereux (dahNzh-ruh)	dangereuse (dahNzh-ruh)
délicieux (day-lee-syuh)	délicieuse (day-lee-syuhz)
furieux (few-ryuh)	furieuse (few-ryuhz)
généreux (zhay-nay-ruh)	généreuse (zhay-nay-ruh)
heureux (uh-ruh)	heureuse (uh-ruh)

malheureux (mahl-uh-ruh)	malheureuse (mahl-uh-ruhzh)
paresseux (pah-reh-suh)	paresseuse (pah-reh-suhzh)
peureux (puh-ruh)	peureuse (puh-ruhzh)
sérieux (say-ryuh)	sérieuse (say-ryuhzh)

Adjectives Ending in *-f*

Masculine singular adjectives ending in *-f* form the feminine singular by changing *-f* to *-ve* and changing the pronunciation accordingly, as illustrated below.

MASCULINE	FEMININE
actif (ahk-teef)	active (ahk-teev)
attentif (ah-tahN-teef)	attentive (ah-tahN-teev)
imaginatif (ee-mah-zhee-nah-teef)	imaginative (ee-mah-zhee-nah-teev)
impulsif (ahN-pewl-seef)	impulsive (ahN-pewl-seev)
intuitif (ahN-tew-ee-teef)	intuitive (ahN-tew-ee-teev)
naïf (nah-eef)	naïve (nah-eev)
neuf (nuf)	neuve (nuhv)
sportif (spohr-teef)	sportive (spohr-teev)
vif (veef)	vive (veev)

Adjectives Ending in *-er*

Masculine singular adjectives ending in *-er* form the feminine by changing *-er* to *-ère*:

MASCULINE	FEMININE	MEANING
cher (shehr)	chère (shehr)	dear, expensive
dernier (dehr-nyay)	dernière (dehr-nyehr)	last
entier (ahN-tyay)	entière (ahN-tyehr)	entire
étranger (ay-trahN-zhay)	étrangère (ay-trahN-zhehr)	foreign
fier (fyehr)	fière (fyehr)	proud
léger (lay-zhay)	légère (lay-zhehr)	light
premier (pruh-myay)	première (pruh-myehr)	first

Here are some masculine singular adjectives that form the feminine by doubling the final consonant before adding *e*:

MASCULINE	FEMININE	MEANING
ancien (ahN-syaN)	ancienne (ahN-syehn)	ancient, old
bas (bah)	basse (bahs)	low
bon (bohN)	bonne (bohn)	good
cruel (krew-ehl)	cruelle (krew-ehl)	cruel
européen (ew-roh-pay-aN)	européenne (ew-roh-pay-ehn)	European
gentil (zhahN-tee-y)	gentille (zhahN-tee-y)	nice, kind
gros (gro)	grosse (gros)	fat, big
mignon (mee-nyohN)	mignonne (mee-noyhn)	cute
sot (so)	sotte (soht)	foolish

NOTE

In these tables, notice how the pronunciation of feminine adjectives changes only if the masculine singular form ends in a vowel sound or nasal sound. Although some words end in a consonant, the final consonant may be silent. Generally, the only final consonants that are pronounced are *c*, *r*, *f*, and *l* (remember the word *careful*). When there is a final consonant sound, the masculine and feminine singular adjectives sound the same.

The adjectives in the following table have irregular feminine forms that must be memorized.

MASCULINE	FEMININE	MEANING
*beau (bo)	belle (behl)	beautiful
blanc (blahN)	blanche (blahNsh)	white
complet (kohN-pleh)	complète (kohN-pleht)	complete
doux (doo)	douce (doos)	sweet, gentle
faux (fo)	fausse (fos)	false
favori (fah-voh-ree)	favorite (fah-voh-reet)	favorite
*fou (foo)	folle (fohl)	crazy
frais (freh)	fraîche (frehsh)	fresh
inquiet (aN-kee-yeh)	inquiète (aN-kee-yeht)	worried
long (lohN)	longue (lohNg)	long

*mou (moo)	molle (mohl)	soft
*nouveau (noo-vo)	nouvelle (noo-vehl)	new
public (poo-bleek)	publique (poo-bleek)	public
sec (sehk)	sèche (sehsh)	dry
secret (suh-kreh)	secrète (suh-kreht)	secret
*vieux (vyuh)	vieille (vyay)	old

SPECIAL FORMS

Five adjectives in French have special forms when used before masculine nouns beginning with a vowel or vowel sound. These adjectives are indicated by an asterisk (*) in the table above. The special forms are *bel*, *fol*, *mol*, *nouvel*, and *vieil*. This change prevents a clash between two pronounced vowel sounds and allows the language to flow:

un bel homme (a good-looking man)	un nouvel appartement (a new apartment)
un fol espoir (a crazy hope)	un vieil arbre (an old tree)
un mol oreiller (a soft pillow)	

If the adjective comes after the noun, then the regular masculine form is used:

L'homme est beau.	The man is good-looking.
L'espoir est fou.	Hoping is crazy.
L'oreiller est mou.	The pillow is soft.
L'appartement est nouveau.	The apartment is new.
L'arbre est vieux.	The tree is old.

MAKING ADJECTIVES PLURAL

The plural of most adjectives is formed by adding *s* to the singular of the masculine or feminine adjective (feminine form shown in parentheses):

SINGULAR	PLURAL	SINGULAR	PLURAL
âgé(e)	âgé(e)s	fort(e)	fort(e)s
bon(ne)	bon(ne)s	long(ue)	long(ue)s
cher (chère)	cher (chère)s	sincère	sincères

Don't add the *s* if a masculine singular adjective ends in *-s* or *-x*:

SINGULAR	PLURAL	SINGULAR	PLURAL
bas	bas	heureux	heureux
frais	frais		

Most masculine adjectives ending in *-al* change *-al* to *-aux* in the plural:

MASCULINE SINGULAR	MASCULINE PLURAL	MASCULINE SINGULAR	MASCULINE PLURAL
spécial	spéciaux	national	nationaux
social	sociaux		

Both masculine forms of *beau* (*bel*), *fou* (*fol*), *mou* (*mol*), and *nouveau* (*nouvel*) have the same plural forms: they add an *-x* (*vieux* is the exception because it already ends in *-x*). The addition of an *-x* when the plural is formed eliminates the potential problem of having two conflicting vowel sounds, one at the end of the adjective and the other at the beginning of the noun that follows: *un beau film*, *de beaux films*; *un bel appartement*, *de beaux appartements*.

NOTE

The plural *des* (some, any) becomes *de* before an adjective that precedes the noun: *As-tu des conseils?* (Do you have any advice?) *As-tu de bons conseils?* (Do you have any good advice?)

POSITION OF ADJECTIVES

The position of adjectives in French follows different rules from those with which you may be accustomed in English:

- Unlike English, most descriptive adjectives in French follow the noun they modify: *une cérémonie publique* (a public ceremony).
- Some short descriptive nouns, usually expressing beauty, age, goodness, and size (known as the BAGS adjectives), generally precede the nouns they modify:

Beauty: *beau, joli*

Age: *nouveau, vieux, jeune* (young)

Goodness (or lack of it): *bon, gentil, mauvais* (bad), *vilain* (nasty, ugly)

Size: *grand, petit, court* (short), *long, gros* (fat, thick), *large* (wide)

Elle porte une jolie robe. She's wearing a pretty dress.

C'est un bon livre. It's a good book.

Other common adjectives that precede the noun are:

FRENCH	PRONUNCIATION	MEANING
autre	otr	other
chaque	shahk	each, every
dernier	dehr-nyay	last
plusieurs	plew-zyuhr	several
quelques	kehl-kuh	a few
tel	tehl	such
tout	too	all, whole, every
un autre homme	another man	
plusieurs amis	several friends	
une telle histoire	such a story	

Tout precedes both the noun and the definite article (le, la, l', les):
toute la famille (the whole family), tous les garçons (all the boys)

NOTE

The adjective *tout* (all) is irregular in the masculine plural:

Singular: *tout* Plural: *tous*

When more than one adjective is used in a description, put each adjective in its proper place according to the rules in the preceding bullets. Two adjectives in the same position are joined by *et* (and): *une petite maison bleue* (a small, blue house), *un garçon fort et athlétique* (a strong, athletic boy), *une jeune et gentille fille* (a kind, young girl).

An adjective describing two or more nouns of different genders is masculine plural: *Le garçon et la fille sont intelligents*. (The boy and the girl are intelligent.)

ADJECTIVES WITH DIFFERENT MEANINGS

Some adjectives have different meanings, depending on whether they are positioned before or after the noun they modify. Adjectives before the

noun tend to have a more literal meaning. When they follow the noun, the meaning changes:

une coutume ancienne	an old (ancient) custom
une ancienne coutume	a former custom
une femme brave	a brave woman
une brave femme	a good woman
une voiture chère	an expensive car
un cher ami	a dear friend
la semaine dernière	last week (just passed)
la dernière semaine	the last week (of a series)
un garçon honnête	an honest boy
un honnête garçon	a virtuous boy
une fille méchante	a nasty (wicked) girl
une méchante fille	a bad (naughty) girl
la chose même	the very thing
la même chose	the same thing
les gens pauvres	the poor people (without money)
les pauvres gens	the unfortunate people
mon sac propre	my clean handbag
mon propre sac	my own handbag
un chien sale	a dirty dog
un sale chien	a nasty dog
une femme seule	a woman alone (by herself)
une seule femme	one woman only
une figure triste	a sad (unhappy) face
une triste figure	a long face (appearance)

ADVERBS

An adverb often describes how well the subject performs an action. In English, many adverbs end in *-ly*. The French equivalent ending is *-ment*. Because adverbs modify verbs, you don't need to worry about the agreement of adverbs.

Formation of Adverbs

Adverbs are formed by adding *-ment* (mahN) to the masculine singular form of an adjective ending with a vowel:

MASCULINE ADJECTIVE	ADVERB	MEANING
poli	poliment (poh-lee-mahN)	politely
rapide	rapidement (rah-peed-mahN)	rapidly
sincère	sincèrement (saN-sehr-mahN)	sincerely
vrai	vraiment (vreh-mahN)	really, truly

If the masculine singular adjective ends in a consonant, *-ment* is added to the feminine singular:

ADJECTIVE		ADVERB	MEANING
Masculine	Feminine		
actif	active	activement (ahk-teev-mahN)	actively
cruel	cruelle	cruellement (krew-ehl-mahN)	cruelly
doux	douce	doucement (doos-mahN)	softly
franc	franche	franchement (frahNsh-mahN)	frankly
heureux	heureuse	heureusement (uh-ruhzh-mahN)	happily
léger	légère	légalement (lay-zhehr-mahN)	lightly
seul	seule	seulement (suhl-mahN)	only

Two irregular adverbs are:

ADJECTIVE		ADVERB	MEANING
Masculine	Feminine		
bref	brève	brièvement (bree-ehv-mahN)	briefly
gentil	gentille	gentiment (zhahN-tee-mahN)	gently

EXCEPTIONS TO THE RULES

The following groups of adjectives are exceptions to the rule:

A few adjectives change the feminine silent *-e* ending to *é* before adding *-ment*:

FEMININE ADJECTIVE	ADVERB	MEANING
aveugle	aveuglément (ah-vuh-glày-mahN)	blindly
énorme	énormément (ay-nohr-may-mahN)	enormously
intense	intensément (aN-tahN-say-mahN)	intensely
précise	précisément (pray-see-zay-mahN)	precisely
profonde	profondément (proh-fohN-day-mahN)	profoundly

Adjectives ending in *-ant* and *-ent* have adverbs ending in *-amment* and *-emment*, respectively:

ADJECTIVE	ADVERB	MEANING
constant	constamment (kohN-stah-mahN)	constantly
courant	couramment (koo-rah-mahN)	fluently
différent	différemment (dee-fay-rah-mahN)	differently
évident	évidemment (ay-vee-dah-mahN)	evidently
récent	récemment (ray-sah-mahN)	recently

NOTE

An exception is *lent*: *lentement* (lahNt-mahN), slowly.

The expressions *d'une façon* and *d'une manière* are often used with a modifying adjective in place of an adverb or where no adverb exists: *Elle parle d'une façon intelligente.* (She speaks intelligently.) *Il agit d'une manière enthousiaste.* (He acts enthusiastically.)

Some adverbs have forms that are distinct from adjectives:

ADJECTIVE		ADVERB	
French	English	French	English
bon (bohn)	good	bien (byaN)	well
mauvais (mo-veh)	bad	mal (mahl)	badly
meilleur (meh-yuhr)	better	mieux (myuh)	better

moindre (mwaNdr)	less	moins (mwaN)	less
petit (puh-tee)	little	peu (puh)	little

M. Dupont est un bon professeur qui enseigne bien le français.	Mr. Dupont is a good teacher who teaches French well.
---	--

ADVERBS NOT FORMED FROM ADJECTIVES

Some adverbs and adverbial expressions are not formed from adjectives and, therefore, do not end in *-ment*. The most common adverbs that follow this rule are listed below:

alors (ah-lohrs)	then
après (ah-preh)	afterward
assez (ah-seh)	enough
aujourd'hui (o-zhoord-wee)	today
auparavant (o-pah-rah-vahN)	before
aussi (o-see)	also, too
beaucoup (bo-koo)	much
bientôt (byaN-to)	soon
cependant (suh-pahN-dahN)	meanwhile
comme (kohm)	as
d'habitude (dah-bee-tewd)	usually, generally
davantage (dah-vahN-tahzh)	more
de nouveau (duh noo-vo)	again
dedans (duh-dahN)	inside
dehors (duh-ohr)	outside
déjà (day-zhah)	already
demain (duh-maN)	tomorrow
encore (ahN-kohr)	still, yet, again
enfin (ahN-faN)	finally, at last
en retard (ahN ruh-tahr)	late (in arriving)
ensemble (ahN-sahNbl)	together

COUNTDOWN TO FRENCH

ensuite (ahN-sweet)	then, afterward
environ (ahN-vee-rohN)	about
exprès (ehks-preh)	on purpose
hier (yehr)	yesterday
ici (ee-see)	here
jamais (zhah-meh)	never
là (lah)	there
loin (lwaN)	far
maintenant (maNt-nahN)	now
même (mehm)	even
parfois (pahf-fwah)	sometimes
partout (pahf-too)	everywhere
peut-être (puh-tehtr)	perhaps, maybe
plus (plew)	more
plutôt (plew-to)	rather
près (preh)	near
presque (prehsk)	almost
puis (pwee)	then
quelquefois (kehl-kuh-fwah)	sometimes
si (see)	so
souvent (soo-vahN)	often
surtout (sewr-too)	especially
tard (tahr)	late
tôt (to)	soon, early
toujours (too-zhoor)	always, still
tout (too)	quite, entirely
tout à coup (too tah koo)	suddenly
tout à fait (too tah feh)	entirely
tout de suite (toot sweet)	immediately

très (treh)	very
trop (tro)	too much
vite (veet)	quickly

ADVERBS OF QUANTITY

This list gives frequently used adverbs of quantity, which are always followed by the preposition *de*:

assez de (ah-say duh)	enough of
autant de (o-tahN duh)	as much, many
beaucoup de (bo-koo duh)	much, many
combien de (kohN-byaN duh)	how much, many
moins de (mwaN duh)	less, fewer
peu de (puh duh)	little, few
plus de (plew duh)	more
tant de (tahN duh)	so much, many
trop de (tro duh)	too much, many

POSITION OF ADVERBS

In simple tenses (no helping verb), adverbs are generally placed directly after the verbs they modify. Sometimes, however, the position is variable and the adverb is placed where you would logically put an English adverb: *Elle parle couramment.* (She speaks fluently.) *D'habitude il arrive à l'heure.* (Usually he arrives on time.)

In compound tenses, adverbs generally follow the past participle. However, a few common ones, such as *bien*, *mal*, *souvent*, *toujours*, *déjà*, and *encore*, as well as adverbs of quantity, usually precede the past participle: *Nous sommes venus immédiatement.* (We came immediately.) *J'avais beaucoup mangé.* (I had eaten a lot.)



TIME'S UP!

Rewrite each sentence by putting the correct form of the adjective shown in parentheses in its proper place. Be careful: sometimes you will simply need to make agreement of the adjective and sometimes you will have to change it to an adverb.

Example: (courant) Il parle. Il parle couramment.

(petit) Anne est une fille. Anne est une petite fille.

1. (profond) Il pense.
2. (bon) Mme Dutour est une femme.
3. (loyal) Ce sont des hommes.
4. (récent) Ils sont arrivés.
5. (doux) Il parle.
6. (attentif) Le professeur préfère les étudiantes.
7. (beau) Je cherche un hôtel.
8. (bref) Elle chante.
9. (gentil) Voici des filles.
10. (parfait) Elles dansent.



Making Acquaintances

MASTER THESE SKILLS

- Using reflexive verbs to introduce yourself
- Choosing the correct reflexive verb
- Discussing your origins
- Using possessives to speak about family and friends

In this chapter you'll learn how to carry on a basic, introductory conversation in French in which you can offer greetings, discuss your health, and speak about your origins and family members, using reflexive verbs properly as needed.

GREETINGS AND GOOD-BYES

When traveling in a foreign country, if you want to converse with a person whom you don't know at all, a formal approach is *de rigueur* (mandatory). It is considered quite a *faux pas* (mistake) to address someone informally if a strong friendship or relationship has not been established. Be sure to start and end your conversations correctly by using the greetings and good-byes below.

As a sign of respect, older French women are generally referred to and addressed as *madame*, regardless of their marital status. When in doubt, use *madame*. *Mademoiselle* is reserved for younger women.

Formal Greetings and Good-Byes

ENGLISH	FRENCH
Hello.	Bonjour.
Good evening.	Bonsoir.
Mr.	Monsieur
Mrs.	Madame
Miss (Ms.)	Mademoiselle
What's your name?	Comment vous appelez-vous?
My name is . . .	Je m'appelle . . .
I'm happy to meet you.	Je suis heureux(se) de faire votre connaissance.
I'd like you to meet . . .	Je vous présente . . .
How are you?	Comment allez-vous?
Very well.	Très bien.
Not bad.	Pas mal.
So-so.	Comme ci comme ça.
Good-bye.	Au revoir.
Good night.	Bonne nuit.

Informal Greetings and Good-Byes

ENGLISH	FRENCH
Hi.	Salut.
What's your name?	Tu t'appelles comment?
My name is . . .	Je m'appelle . . .
Pleased to meet you.	Enchanté(e).
I'd like you to meet . . .	Je te présente . . .
Bye.	Salut.
How are you?	Ça va?
Fine.	Ça va.
What's new?	Quoi de neuf?
Nothing.	Rien.
See you soon.	À bientôt.
See you later.	À tout à l'heure.
See you tomorrow.	À demain.

NOTE

Bonsoir is used after sunset as a greeting. *Bonne nuit* is what you would say to someone who is about to retire for the night.

REFLEXIVE VERBS

A reflexive verb indicates that the action is performed by the subject upon itself. The reflexive verb has a reflexive pronoun as its object. Thus, the subject and the pronoun object refer to the same person or thing: *Je m'appelle Jean*. (I call myself John. [My name is John.]) A reflexive verb can be identified by the *se* that is placed before the infinitive.

In many instances you can use the same verb, without the reflexive pronoun, to perform the action *upon* or *for* someone else. The verb then is no longer reflexive.

Je m'appelle Marie.	My name is Marie. (I call myself Marie.)
J'appelle Marie.	I call Marie.

Some verbs that are generally not reflexive may be made reflexive by adding the reflexive pronoun: *Je regarde la télévision*. (I watch television.) *Je me regarde*. (I watch/look at myself.)

The verb *se sentir* (to feel) will prove useful when discussing your health. *Se sentir* does not follow the rules for the conjugation of regular *-ir* verbs and is considered irregular. Note the reflexive pronouns that are used with each subject, and their placement immediately before the conjugated verb. All reflexive verbs must be preceded by these pronouns, which are directly tied to their subjects. The table below shows how to conjugate the reflexive verb *se sentir*:

se sentir	
je me sens	I feel
tu te sens	you feel
il, elle, on se sent	he, she, one feels
nous nous sentons	we feel
vous vous sentez	you feel
ils, elles se sentent	they feel

To answer the question, *Comment vous sentez-vous?/Comment te sens-tu?* or *Comment allez-vous?/Comment vas-tu?* (How are you?), you can respond with the following phrases:

I feel well.	Je me sens bien.
I feel bad.	Je me sens mal.
I feel better.	Je me sens mieux.
I feel worse.	Je me sens pire.

Some verbs are usually or always used reflexively. The table below provides a list of the most common reflexive verbs. Verbs with an asterisk (*) all have spelling changes in the present tense and must be conjugated accordingly. Refer back to Chapter 22:00 for the rules for these shoe verbs.

Common Reflexive Verbs	
s'arrêter de	to stop
s'attendre à	to expect
se baigner	to bathe, swim
se battre	to fight
se blesser	to hurt oneself

se coucher	to go to bed
se demander	to wonder
se dépêcher	to hurry
se déshabiller	to undress
s'endormir	to go to sleep
se fâcher	to get angry
s'habiller	to dress
s'impatienter	to become impatient
*s'inquiéter	to worry
se laver	to wash
*se lever	to get up
se mettre à	to begin
s'occuper de	to take care of
se passer de	to do without
se présenter	to introduce oneself
*se promener	to take a walk
*se rappeler	to recall
se rejoindre	to meet
se reposer	to rest
se réunir	to meet
se réveiller	to wake up
se servir de	to use
se tromper	to make a mistake
se trouver	to be situated

Choosing the Correct Reflexive Verb

Some verbs in French have special meanings when used reflexively. So be careful to choose the verb you want to use:

BASIC MEANING		REFLEXIVE MEANING	
attendre	to wait for	s'attendre à	to expect
battre	to beat	se battre	to fight

demander	to ask	se demander	to wonder
occuper	to occupy	s'occuper de	to take care of
passer	to spend time, pass	se passer de	to do without
servir	to serve	se servir de	to use
tromper	to deceive	se tromper	to make a mistake

Some reflexive verbs are used idiomatically in certain expressions, which means there is no logical grammatical explanation for the construction of these phrases.

Idiomatic Reflexive Verbs

se brosser les dents	to brush one's teeth
se casser la jambe	to break one's leg
s'en aller	to go away
se faire des amis	to make friends
se mettre en colère	to get angry
se rendre compte de	to realize

The table below shows the verbs that are always used reflexively in French, but not necessarily in English:

French Verbs That Are Always Reflexive

s'efforcer de	to strive to
s'empresseur de	to hasten to
s'en aller	to leave, go away
se fier à	to trust
se méfier de	to distrust
se moquer de	to make fun of
se soucier de	to care about
se souvenir de	to remember

Reflexive verbs in the plural may express reciprocal action corresponding to “each other” or “one another” in English: *Nous nous écrivons.* (We write to each other.)

Use *l'un(e) l'autre* (each other) or *les un(e)s les autres* (one another) to be specific:

Ils se regardent.	They look at themselves (each other).
Ils se regardent l'un l'autre.	They look at each other.
Ils se regardent les uns les autres.	They look at one another.

Reflexive Verbs in Compound Tenses

In compound tenses, reflexive verbs use *être* as their helping verb. The reflexive pronoun remains before the conjugated form of *être*:

Elle s'est lavée.	She washed herself.
Elle s'était lavée.	She had washed herself.
Elle se sera lavée.	She will have washed herself.
Elle se serait lavée.	She would have washed herself.

When the reflexive pronoun represents a direct object (e.g., Whom did she wash? Herself.), the past participle agrees with the reflexive pronoun: *Elle s'est lavée*. (She washed herself.)

When the reflexive pronoun represents an indirect object (e.g., For whom did she wash something? For herself.), the past participle shows no agreement: *Elle s'est lavé les mains*. (She washed her hands.)

Note that the possessive adjective, in this case *her*, is expressed by the definite article *les* because the possessor is clear. The reflexive pronoun is the obvious indicator of possession.

Reflexive Verbs with Infinitives

When a subject is followed by two verbs, the reflexive pronoun goes before the verb (the infinitive) to which its meaning is linked: *Je vais me sentir mieux*. (I'm going to feel better.)

ORIGINS

It is only natural when you meet someone new to inquire about that person's origins or to speak about your own. To formally ask a person where he or she is from, use: *D'où êtes-vous?* (Where are you from?). To be informal, ask: *Tu es d'où?* (Where are you from?)

In order to speak correctly about coming *from*, living *in*, or traveling *to* a country, city, state, or province, you should learn the following prepositions:

PREPOSITION	MEANING	USED WITH NAMES OF
à	to, in	cities
au	to, in	masculine singular countries
aux	to, in	masculine plural countries
en	to, in	feminine countries, continents, islands, states, provinces, and masculine singular countries beginning with a vowel
de	from	cities, feminine countries, continents, islands, states, provinces
du	from	masculine singular countries
des	from	masculine plural countries
Je vais à Paris, au Portugal, en Espagne, et aux États-Unis.		I'm going to Paris, Portugal, Spain, and the United States.
Je suis de Dallas. Il est du Mexique. Elle est des États-Unis.		I am from Dallas. He is from Mexico. She is from the United States.



NOTE

1. *Dans* (to, in) and *de* (from) + definite article (*le, la, l', les*) are used with modified geographical names: *dans le Dakota du Sud* (in/to South Dakota), *de l'Europe du Nord* (from Northern Europe).
2. *Haïti* and *Israël* do not use definite articles: *en Haïti* (to, in Haiti), *d'Haïti* (from Haiti); *en Israël* (to, in Israel), *d'Israël* (from Israel).

Names of countries and continents:

Masculine Countries

Brazil	le Brésil	Japan	le Japon
Canada	le Canada	Mexico	le Mexique
Denmark	le Danemark	Morocco	le Maroc
Haiti	Haïti	Netherlands	les Pays-Bas
Iran	l'Iran	Portugal	le Portugal
Iraq	l'Irak	United States	les États-Unis
Israel	Israël	Zaire	le Zaïre

Feminine Countries

Algeria	l'Algérie	India	l'Inde
Austria	l'Autriche	Italy	l'Italie
Belgium	la Belgique	Norway	la Norvège
China	la Chine	Poland	la Pologne
Egypt	l'Égypte	Russia	la Russie
England	l'Angleterre	Scotland	l'Écosse
France	la France	Spain	l'Espagne
Germany	l'Allemagne	Sweden	la Suède
Greece	la Grèce	Switzerland	la Suisse
Hungary	la Hongrie		

Continents

Africa	l'Afrique	Europe	l'Europe
Antarctica	l'Antarctique	North America	l'Amérique du Nord
Asia	l'Asie	South America	l'Amérique du Sud
Australia	l'Australie		

NOTE

Generally, geographical names are feminine if they end in *-e*, with the exception of *le Cambodge*, *le Mexique*, *le Zaïre*, and *l'Antarctique*.

Now you can answer these questions:

D'où êtes-vous? (Where are you from?)	Je suis du Canada. Je suis des États-Unis. Je suis de France.
Tu vas où? (Where are you going?)	Je vais au Canada. Je vais aux États-Unis. Je vais en France.
Tu habites où? (Where do you live?)	J'habite à Paris.

NATIONALITIES

Quelle est votre nationalité? (What's your nationality?) To answer this question, you need to know how to use adjectives of nationality.

Many nationalities have similar endings. The table below gives these endings and the common nationalities with each:

-AIS(E)	-IEN(NE)	-AIN(E)	-OIS(E)	-E	-C
anglais	autrichien	marocain	chinois	belge	turc, f. turque
écossais	brésilien	mexicain	suédois	russe	grec, f. grecque
français	canadien	roumain	hongrois	suisse	
irlandais	égyptien				
japonais	haïtien				
polonais	indien				
portugais	italien				
	norvégien				

Adjectives of nationality are not capitalized as they are in English, unless they refer to a specific person: *Elle est française.* (She is French.) *La Française parle.* (The Frenchwoman is speaking.)

THE FAMILY

When speaking in a foreign language, after you've introduced yourself, it often becomes necessary to introduce or refer to members of your family. The table below gives you the names of all the members you need to know:

Males			
boyfriend	petit ami	grandfather	grand-père
brother	frère	husband	mari
brother-in-law	beau-frère	nephew	neveu
child	enfant	son	fil
cousin	cousin	son-in-law	gendre
father	père	uncle	oncle
father-in-law, stepfather	beau-père		
Females			
aunt	tante	cousin	cousine
child	enfant	daughter	fil

daughter-in-law	belle-fille	niece	nièce
girlfriend	petite amie	sister	soeur
grandmother	grand-mère	sister-in-law	belle-soeur
mother	mère	wife	femme
mother-in-law, stepmother	belle-mère		

SHOWING POSSESSION

In order to speak about those you hold near and dear, it is necessary to show possession, that is, to express that a person is somehow connected to you. When introducing or referring to members of your family, use the preposition *de* (of) or the possessive adjectives.

Using De

English speakers use -'s or -s' after a noun to show possession: for example, Marie's father. Because French has no -'s to show possession, a reverse construction is used: *le père de Marie* (the father of Marie). The preposition *de* (of) is used to express relationship and possession. *De* is repeated before each noun and becomes *d'* before a vowel. *C'est le père de Marie et d'Henri.* (He's Marie's and Henry's father.)

If the possessor is referred to by a common name such as "the boy" (He's the boy's father.) or "the girls" (She's the girls' mother.), then *de* contracts with the definite article *le* and *les* to express "of the": *de + le = du*; *de + les = des*.

C'est le père du garçon. He's the boy's father.

C'est la mère des filles. She the girls' mother.

Some other French expressions of relationship that use *de* are:

a friend of mine, one of my friends	un(e) de mes ami(e)s
a nephew of his, one of his nephews	un de ses neveux
a neighbor (f.) of theirs, one of their neighbors	une de leurs voisin(e)s

Using Possessive Adjectives

Possessive adjectives, like other French adjectives, agree with the nouns they modify (the person or thing that is possessed) and not with the subject (the person possessing them) and, therefore, serve as noun markers. The following summarizes the use of possessive adjectives:

- The possessive adjectives used before masculine singular nouns or feminine singular nouns beginning with a vowel are: *mon* (my), *ton* (your familiar), *son* (his, her), *notre* (our), *votre* (your polite), and *leur* (their).
- The possessive adjectives used before feminine singular nouns beginning with a consonant are: *ma* (my), *ta* (your familiar), *sa* (his, her), *notre* (our), *votre* (your polite), and *leur* (their).
- The possessive adjectives used before all plural nouns are: *mes* (my), *tes* (your familiar), *ses* (his, her), *nos* (our), *vos* (your polite), and *leurs* (their).

When you use a possessive adjective, make note of the following:

- *Son* and *sa* both mean “his” or “her” because the possessive adjective agrees with the noun it modifies, and not with the subject. Therefore, “his mother” = *sa mère* because *sa* agrees with the word *mother*, which is feminine. *Sa mère* can also mean “her mother.” Likewise, “her father” = *son père* because *son* agrees with the word *père*, which is masculine. *Son père* can also mean “his father.” When you hear *sa mère* or *son père*, you will know whether *sa* or *son* means “his” or “her” by the context of the conversation.
- Possessive adjectives are used before each noun: *sa soeur et son frère* (her sister and brother), *mon frère et leurs cousins* (my brother and their cousins).
- The forms *mon*, *ton*, and *son* are used instead of *ma*, *ta*, and *sa* before a feminine singular noun beginning with a vowel or vowel sound: *mon amie* (my friend).
- With parts of the body, the possessive adjective is usually replaced with the definite article if the possessor is clear: *Elle se brosse les dents*. (She brushes her teeth.) *Il lève la main*. (He raises his hand.)

You may now introduce someone using possessive adjectives: *Je vous (te) présente mon fils et sa femme*. (I’d like you to meet my son and his wife.)

Possessive Pronouns

A possessive pronoun replaces a possessive adjective + noun: *Voici ma valise. Où est la vôtre?* (Here is my suitcase. Where is yours?) The pronouns below agree in number and gender with the nouns they replace:

	SINGULAR		PLURAL	
	Masculine	Feminine	Masculine	Feminine
mine	le mien	la mienne	les miens	les miennes
yours	le tien	la tienne	les tiens	les tiennes

his/hers	le sien	la sienne	les siens	les siennes
ours	le nôtre	la nôtre	les nôtres	les nôtres
yours	le vôtre	la vôtre	les vôtres	les vôtres
theirs	le leur	la leur	les leurs	les leurs

**NOTE**

Because the possessive pronoun agrees with the item possessed and not the possessor, the only way to distinguish between *his* and *hers* is to follow the conversation carefully.

Using Être À

The idiom *être à* is usually used to show possession of a thing. Conjugate *être* so that it agrees with the subject pronoun. The preposition *à* contracts with the definite article *le* and *les* before a noun: *à + le = au*; *à + les = aux*.

Ce livre est à Jean.	This is John's book.
Ce livre est au garçon.	This is the boy's book.
Ce livre est aux garçons.	This is the boys' book.



.....
TIME'S UP!
.....

By using the phrases presented at the beginning of this chapter and by using the correct possessive adjective, followed by the noun expressing the person whom you would like to introduce, you can have a very simple introductory conversation in French. Do the following without looking back:

1. Greet someone.
 2. State that you are pleased to meet the person.
 3. Give your name.
 4. State your health.
 5. Tell where you are from.
 6. Tell where you live.
 7. Give your nationality.
 8. Name a country you are going to.
 9. Introduce a family member.
 10. Say good-bye.
-



Inviting and Replying with Verbs and Prepositions

MASTER THESE SKILLS

.....

- Using verbs to extend invitations
 - Using prepositions to join your thoughts
 - Using stress pronouns to extend invitations
 - Accepting, refusing, and showing indifference and indecision
-

In this chapter you'll learn how to extend, accept, and tactfully refuse an invitation to a variety of interesting and popular tourist attractions and sights.

VERBS FOR INVITATIONS

You may use the verb *vouloir* (to want) to extend an invitation:

vouloir, to want

je veux	I want
tu veux	you want
il, elle, on veut	he, she, one wants
nous voulons	we want
vous voulez	you want
ils, elles veulent	they want

Special Uses of *Vouloir*

Vouloir usually expresses strong will and is similar to a command: *Elle ne veut pas venir.* (She doesn't want to come./She will not come.)

- Use the conditional of *vouloir* to be more courteous: *Je voudrais venir.* (I would like to come.)
- Use the command form—*veuillez* + infinitive—to express a polite command: *Veuillez venir avec nous.* (Please come with us.)
- The phrase *vouloir bien* means “to be willing, to be good enough to”: *Tu veux bien venir avec nous?* (Would you like to come with us?)

Or you may use the verb *pouvoir* (to be able to, can) to ask whether someone is available:

pouvoir, to be able to, can

je peux	I am able to, can
tu peux	you are able to, can
il, elle, on peut	he, she, one is able to, can
nous pouvons	we are able to, can
vous pouvez	you are able to, can
ils, elles peuvent	they are able to, can

Special Uses of *Pouvoir*

Pouvoir can be used as follows:

- To express ability: *Tu peux jouer du piano.* (You can play piano.)

- To express permissibility or possibility: *Tu peux venir.* (You may come.) *Il peut venir demain.* (He is able to come tomorrow.)
- The conditional of *pouvoir* means “might, could”: *Nous pourrions venir demain.* (We could [might] come tomorrow.)
- *Pouvoir* may be used idiomatically in the following expressions:

n’y pouvoir rien (to be beyond one’s control):

Je n’y peux rien. I can’t do anything about it./
It’s beyond my control.

n’en pouvoir plus (to be exhausted, worn out):

Je n’en peux plus. I’m exhausted./I’m worn out.

To extend an invitation, you use the verbs discussed in this section, plus an infinitive:

Do you want to go . . . ? Vous voulez aller . . . ? Tu veux aller . . . ?

Can you go out . . . ? Vous pouvez sortir . . . ? Tu peux sortir . . . ?

NOTE

To be very polite, use the conditional of the verb *vouloir* or *pouvoir* to extend your invitation:

Would you like to go . . . ?	Voudriez-vous aller . . . ?
Could you go out . . . ?	Pourrais-tu sortir . . . ?

PREPOSITIONS

You can use the prepositions below to show the relation of a noun to another word in a sentence. Prepositions come in handy when you’re extending an invitation, as well as in common everyday situations.

about	de	behind	derrière
according to	selon	between	entre
after	après	by, through	par
against	contre	despite	malgré
among	parmi	during	pendant
at the house of	chez	except	sauf
before	avant	for	pour

from	de	to	à
in	dans, en, à	toward	vers
in front of	devant	under	sous
of	de	with	avec
on	sur	without	sans
since	depuis		

Compound Prepositions

about, concerning	à propos de, au sujet de	far from	loin de
above, over	au-dessus de	in order to	afin de
across	à travers	in the middle of	au milieu de
around	autour de	instead of	au lieu de
at the bottom of	au bas de	near	près de
at the end of	au bout de	next to	à côté de
because of	à cause de	opposite	en face de
beginning with	à partir de	to the left (of)	à gauche (de)
below, beneath	au-dessous de	to the right (of)	à droite (de)

Some prepositions require special attention. The selection of the correct word for *in*, when referring to a place, may present some difficulty. The following explanations should help eliminate any problems:

Dans, À, and En

- *Dans* means “inside, within an enclosed or specific place”:
J’habite dans un petit appartement. (I live in a small apartment.)
- *À* + definite article refers to a general location where specific boundaries are not suggested or implied. *À* + definite article must be used when the place named is an institution, such as a museum, church, or college, unless “inside the building” is meant: *Nous allons au musée.* (We are going to the museum.)
- *En* is usually used instead of *à* + definite article in the following expressions: *en ville* (downtown, in the city); *en mer* (at sea); *en prison* (in jail); *Nous dînons en ville.* (We are dining out [in the city, downtown].)

NOTE

Dans is usually used with an indefinite article (*un, une, des*), whereas *à* is usually used with a definite article (*le, la, l', les*):

Il habite dans une maison.	He lives in a house.
Il est à la maison.	He is at home.

À and De

As seen above, the prepositions *à* (to) and *de* (from) are used when referring to places other than countries. It is important to contract *à* and *de* with the definite article (*the*), as shown below, before a masculine singular or any plural noun. *À* and *de* do not contract with *la* or *l'*:

à + le = au	Ils vont au café.	They are going to the café.
à + les = aux	Elle va aux magasins.	She is going to the stores.
de + le = du	Il parle du match.	He talks about the match.
de + les = des	Elle parle des nouvelles.	She speaks about the news.

PLACES

If you are a traveler, student, or businessperson in the French-speaking world, or if you happen to meet a French speaker who needs assistance in your own hometown, you will find the names of the places listed below quite useful.

amusement park	le parc d'attractions	mall	le centre commercial
beach	la plage	movies	le cinéma
castle	le château	museum	le musée
cathedral	la cathédrale	nightclub	la boîte de nuit
church	l'église (f.)	park	le parc
club	la discothèque	restaurant	le restaurant
fountain	la fontaine	square	la place
garden	le jardin	theater	le théâtre
library	la bibliothèque	zoo	le zoo

STRESS PRONOUNS

Stress pronouns are so named because they are pronouns that you use to emphasize a certain fact, and they may highlight or replace certain nouns or pronouns. Stress pronouns are also used after prepositions. In many cases, stress pronouns are useful for extending an invitation.

SUBJECT	STRESS PRONOUN	MEANING
je	moi	I, me
tu	toi	you (familiar)
il	lui	he, him
elle	elle	she
on	soi	oneself
nous	nous	we, us
vous	vous	you (polite)
ils	eux	they, them
elles	elles	they, them

NOTE

The stress pronoun *soi* is used with an indefinite subject such as *on* (one), *chacun* (each one), and *tout le monde* (everyone): *On pense à soi.* (One thinks of oneself.)

You can use stress pronouns in situations where you would like to extend an invitation, or in other everyday conversations as follows:

- In situations where you want to stress the subject: *Moi, je voudrais aller au cinéma. Et toi, tu veux venir?* (Me, I'd like to go to the movies. And you, do you want to come?)
- When the pronoun has no verb: *Qui veut aller au musée? —Moi.* (Who wants to go to the museum? —Me.)
- After prepositions when referring to a person or persons: *Vous voulez aller chez lui?* (Do you want to go to his house?)
- After *c'est*: *C'est elle qui voudrait aller au cirque.* (She [is the one who] would like to go to the movies.)

NOTE

Although *c'est* means "it is," *c'est* is popularly used before plural stress pronouns, rather than the more grammatical *ce sont* (they are): *C'est nous.* (It's us.) *C'est eux.* (It's them.)

- After the following verbs:

avoir affaire à	to have business with
être à	to belong to
faire attention à	to pay attention to
penser à	to think about (of)
se fier à	to trust
s'intéresser à	to be interested in

Ce stylo est à moi. This pen belongs to me.

- In compound subjects: *Lucien et lui vont au centre commercial.* (Lucien and he go to the mall.)

If *moi* or *toi* is one of the stress pronouns in a compound subject, the subject pronoun *nous* or *vous*, respectively, may be used in summary (someone + me = we; someone + you [singular] = you [plural]), but it is not required:

Luc et moi, nous allons au restaurant./Luc et moi allons au restaurant.	Luc and I are going to the restaurant.
Anne et toi, vous allez au café./Anne et toi allez au café.	Anne and you are going to the café.

- With *-même(s)* to reinforce the subject: *Jean est allé lui-même à la plage.* (John himself went to the beach.)

EXTENDING AN INVITATION

By combining all the elements presented so far in this chapter, you can now try to extend your own invitation.

1. Start with a verb in its polite or familiar form:

Vous voulez	Tu veux	Do you want . . . ?
Vous pouvez	Tu peux	Can you . . . ?
Vous désirez	Tu désires	Do you wish . . . ?
Vous avez envie de (d')	Tu as envie de (d')	Do you feel like . . . ?

2. Add an infinitive: *aller* (to go), *sortir* (to go out), *venir* (to come).

3. Use the correct form of the *à* + definite article followed by the name of a place: *au café* (to the café), *à la plage* (to the beach), *à l'église* (to the church), *aux fontaines* (to the fountains).
4. Add a preposition + a stress pronoun: *avec moi* (with me), *avec nous* (with us).

Your final product should look and sound something like this example: *Vous voulez aller au cinéma avec nous?* (Do you want to go to the movies with us?)

ACCEPTING AN INVITATION

Perhaps you receive an invitation that intrigues you. Saying yes is easy. Just nod your head and use the word *oui* to show your eager acceptance. You may also use any of the phrases listed below:

And how!/You bet!	Et comment!
Gladly!	Volontiers!
Great!	Chouette!
If you want to.	Si tu veux./Si vous voulez.
OK./I agree.	D'accord.
Of course.	Bien entendu./Bien sûr.
Thank you.	Merci.
I thank you.	Je vous (te) remercie.
Thank you very much.	Merci beaucoup.
That's a good idea.	C'est une bonne idée.
There's no doubt about it.	Il n'y a pas de doute.
Why not?	Pourquoi pas?
With pleasure.	Avec plaisir.

To express the phrase “You’re welcome,” you can use any of these phrases:

- De rien.
- Il n'y a pas de quoi.
- Je vous en prie.

REFUSING AN INVITATION

Refusing is another story because you must remain tactful. An invitation can be cordially and politely refused by expressing regrets and giving a valid excuse. The phrases you may need to use in both formal and informal situations are:

Unfortunately . . .	Malheureusement . . .
I can't.	Je ne peux pas.
I don't feel like it.	Je n'ai pas envie.
I don't have the money.	Je n'ai pas l'argent.
I don't have the time.	Je n'ai pas le temps.
I don't want to.	Je ne veux pas.
I'm busy.	Je suis occupé(e).
I'm not free.	Je ne suis pas libre.
I'm sorry.	Je regrette./Je suis désolé.
I'm tired.	Je suis fatigué(e).
It's impossible.	C'est impossible.
It's too late.	C'est trop tard.
Not again!	Encore!
Perhaps some other time.	Une autre fois peut-être.

EXPRESSING INDECISION AND INDIFFERENCE

If you receive an invitation and are at a loss as to what to do, express your indecision or indifference by using the phrases below:

I don't have any preference.	Je n'ai pas de préférence.
I really don't know.	Je ne sais vraiment pas.
It depends.	Ça dépend.
It's all the same to me.	Ça m'est égal.
Perhaps./Maybe.	Peut-être.
Whatever you want.	Ce que tu préfères (vous préférez).

NO

The simplest of all the French negatives is *ne . . . pas*, which expresses “not.” In simple and compound tenses, *ne* precedes the conjugated verb (in compound tenses, the helping verb) and *pas* follows it:

SIMPLE	COMPOUND
Je ne finis pas mon travail. (I'm not finishing my work.)	Je n'ai pas fini mon travail. (I didn't finish my work.)
<i>at a particular, specific moment in time:</i>	
Je ne finissais pas mon travail. (I wasn't finishing my work.)	Je n'avais pas fini mon travail . . . (I hadn't finished my work . . .)
<i>in general—at no specific moment:</i>	
Je ne finirai pas mon travail. (I will not finish my work.)	Je n'aurai pas fini mon travail . . . (I will not have finished my work . . .)
Je ne finirais pas mon travail. (I wouldn't finish my work.)	Je n'aurais pas fini mon travail. (I wouldn't have finished my work.)

When a sentence has two verbs, you need to remember that *ne . . . pas* goes around the conjugated verb: *Je ne veux pas aller au parc.* (I don't want to go to the park.) *Nous ne pouvons pas sortir.* (We can't go out.)

NE . . . PAS WITH REFLEXIVE VERBS

In simple and compound tenses, the *ne* precedes the reflexive pronoun and the *pas* follows the conjugated verb (in compound tenses, the helping verb *être*):

SIMPLE	COMPOUND
Je ne me rase pas. (I don't shave.)	Nous ne nous sommes pas rasés. (We didn't shave.)
Tu ne te rasais pas. (You weren't shaving.)	Vous ne vous étiez pas rasé(s). (You hadn't shaved.)
Il ne se rasera pas. (He will not shave.)	Ils ne se seront pas rasés. (They will not have shaved.)
Vous ne vous raseriez pas. (You wouldn't shave.)	Vous ne vous seriez pas rasés. (You wouldn't have shaved.)

When an infinitive is negated, both *ne* and *pas* precede the infinitive:

Il a décidé de ne pas venir.	He decided not to come.
Il a décidé de ne pas se raser.	He decided not to shave.



TIME'S UP!

You've done a good job with this lesson if you can do the following without looking back:

1. Extend an invitation to a new acquaintance to go to a restaurant with you.
2. Extend an invitation to a friend to go to the museum with you and your family.
3. Accept an invitation to a nightclub.
4. Accept an invitation to visit a cathedral.
5. Refuse an invitation to the beach.
6. Refuse an invitation to the mall.
7. Give an excuse why you can't go to the zoo.
8. Give an excuse why you can't go to the gardens.
9. Show indifference about going to the movies.
10. Show indecision about going to see the fountains.

This page intentionally left blank.



Working with Numbers

MASTER THESE SKILLS

- Using cardinal numbers
- Using ordinal numbers
- Expressing days, months, seasons, and dates
- Telling time

In this lesson you'll learn the essentials for making plans: numbers, and how they are used to express the date and tell time, and how to combine all these elements in the chapter to plan an outing.

CARDINAL NUMBERS

The French write two numbers differently from how we do. The number one has a little hook on top, like a typewritten number: 1. In order to distinguish a one with a hook on top from the number seven, the French put a line through the seven when they write it: 7̄.

In numerals and decimals, where English speakers use commas the French use periods, and vice versa:

English:	3,000	.75	\$18.95
French:	3.000	0,75	\$18,95

Carefully study the French cardinal numbers presented below:

CARDINAL	FRENCH	CARDINAL	FRENCH
0	zéro	21	vingt et un
1	un	22	vingt-deux
2	deux	30	trente
3	trois	40	quarante
4	quatre	50	cinquante
5	cinq	60	soixante
6	six	70	soixante-dix
7	sept	71	soixante et onze
8	huit	72	soixante-douze
9	neuf	73	soixante-treize
10	dix	74	soixante-quatorze
11	onze	75	soixante-quinze
12	douze	76	soixante-seize
13	treize	77	soixante-dix-sept
14	quatorze	78	soixante-dix-huit
15	quinze	79	soixante-dix-neuf
16	seize	80	quatre-vingts
17	dix-sept	81	quatre-vingt-un
18	dix-huit	82	quatre-vingt-deux
19	dix-neuf	90	quatre-vingt-dix
20	vingt	91	quatre-vingt-onze

92	quatre-vingt-douze	2,000	deux mille
100	cent	1,000,000	un million
101	cent un	2,000,000	deux millions
200	deux cents	1,000,000,000	un milliard
201	deux cent un	2,000,000,000	deux milliards
1,000	mille		

Note the following about French numbers:

- To express your age, use the idiomatic expression *avoir . . . ans*, given in Chapter 22:00: *J'ai vingt-six ans*. (I'm twenty-six years old.)
- To express numbers between 1,000 and 10,000 in words, you can avoid using *mille* and simply use *cent*: 1,100 = *mille cent* or *onze cents*; 1,900 = *mille neuf cents* or *dix-neuf cents*.
- The conjunction *et* (and) is used only for the numbers 21, 31, 41, 51, 61, and 71. In all other compound numbers through 99, a hyphen is used.
- Before a feminine noun, *un* becomes *une*: *vingt et un hommes*, *vingt et une femmes*.
- To form 70–79, use: *soixante + dix*, *onze*, *douze*, etc.
- To form 90–99, use: *quatre-vingt + dix*, *onze*, *douze*, etc.
- When using *quatre-vingts* (80) or the plural of *cent* (100), drop the *s* before another number, but not before a noun: *quatre-vingt-quinze francs*, *quatre-vingts francs*; *deux cent cinquante dollars*, *deux cents dollars*.
- *Un* is not used before *cent* (100) or *mille* (1,000): *cent hommes*, *mille femmes*.
- *Mille* doesn't take *s* in the plural: *deux mille dollars*.
- *Mille* is sometimes written *mil* in dates: *Je suis né en mil neuf cent soixante-quatre*.

NOUNS OF NUMBER

Certain numbers are used as collective nouns to express a round number:

une dizaine	about ten	une centaine	about a hundred
une douzaine	a dozen	un millier	about a thousand
une quinzaine	about fifteen	un million	a million
une vingtaine	about twenty	un milliard	a billion
une cinquantaine	about fifty		

These numbers are followed by *de* (*d'*) before another noun. In the plural, add *s* to these numbers:

une centaine de familles	about a hundred families
deux douzaines d'oeufs	two dozen eggs
des milliers de gens	thousands of people

PRONUNCIATION GUIDE

When numbers are used before plural nouns beginning with a vowel or vowel sound, the pronunciation of the numbers changes to allow for elision:

BEFORE A CONSONANT	PRONUNCIATION	BEFORE A VOWEL	PRONUNCIATION
deux valises	duh vah-leez	deux enfants	duh zahN-fahN
trois dollars	trwah doh-lahr	trois hommes	trwah zohm
quatre garçons	kahtr gahr-sohN	quatre années	kaht rah-nay
cinq femmes	saNk fahm	cinq ans	saN kahN
six francs	see frahN	six artistes	see zahr-teest
sept dames	seht dahm	sept heures	seh tuhr
huit familles	wee fah-mee-y	huit acteurs	wee tahk-tuhr
neuf personnes	nuhf pehr-sohn	neuf autos	nuh fo-to
dix phrases	dee frahz	dix oranges	dee zoh-rahNzh

ORDINAL NUMBERS

Ordinal numbers are very important when you are in an elevator building, such as an apartment building or a department store. Note that *le sous-sol* is the basement, *le rez-de-chaussée* is the ground or main floor, and *le premier étage* is the first floor above ground level.

ORDINAL	FRENCH	ORDINAL	FRENCH
1st	premier (première)	7th	septième
2nd	deuxième, second(e)	8th	huitième
3rd	troisième	9th	neuvième
4th	quatrième	10th	dixième
5th	cinquième	11th	onzième
6th	sixième	12th	douzième

20th	vingtième	72nd	soixante-douzième
21st	vingt et unième	100th	centième

Note the following about ordinal numbers:

- Ordinal numbers agree in number with the nouns they describe. *Premier* (*première*) and *second* (*seconde*) are the only ordinal numbers that have a feminine form: *le premier garçon* (the first boy), *la première fille* (the first girl), *les premières années* (the first years).
- *Second(e)* is generally used in a series of two. In a series with more than two items, use *deuxième*.
- Except for *premier* and *second*, ordinal numbers are formed by adding *-ième* to the cardinal number. Silent *e* is dropped before *-ième*: *quatrième*, *onzième*, etc.
- A *u* is added in *cinquième*, and a *v* replaces the *f* in *neuvième*.
- Use *le* or *la* before *huit/huitième* and *onze/onzième*. There is no elision necessary: *le huitième anniversaire* (the 8th anniversary), *le onze juillet* (July 11th).
- In French, cardinal numbers precede ordinal numbers: *Les quatre premières personnes* (the first four people).
- In dates, *premier* is the only ordinal number that is used. For all other days of the month, use the cardinal number: *le premier mai* (May 1st), *le sept mai* (May 7th).
- *Premier* is used only for the first in a series. For 21 through 71, *unième* is added after the conjunction *et* to express “first” with the noun it modifies: *le cinquante et unième match* (the 51st match).

DAYS, MONTHS, AND SEASONS

Days of the Week

ENGLISH	FRENCH	ENGLISH	FRENCH
Monday	lundi	Friday	vendredi
Tuesday	mardi	Saturday	samedi
Wednesday	mercredi	Sunday	dimanche
Thursday	jeudi		

To express “on a certain day,” the French use the definite article *le*, as explained in Chapter 23:00: *Le dimanche je lave la voiture*. (On Sunday[s] I wash the car.)

Months of the Year

ENGLISH	FRENCH	ENGLISH	FRENCH
January	janvier	July	juillet
February	février	August	août
March	mars	September	septembre
April	avril	October	octobre
May	mai	November	novembre
June	juin	December	décembre

All months, days of the week, and seasons in French are masculine and are not capitalized unless they are used at the beginning of a sentence.

The Four Seasons

ENGLISH	FRENCH	ENGLISH	FRENCH
summer	l'été (m.)	winter	l'hiver (m.)
fall, autumn	l'automne (m.)	spring	le printemps

Use the preposition *en* to express “in” with months and seasons, except with *printemps*, when *au* is used:

en juillet (in July)	en été (in the summer)
en septembre (in September)	en automne (in the fall)
en décembre (in December)	en hiver (in the winter)
en mai (in May)	au printemps (in the spring)

An important fact to remember if you have a lot of appointments in a French-speaking country is that French calendars start with Monday as the first day of the week.

Time Expressions

ENGLISH	FRENCH	ENGLISH	FRENCH
a day	un jour	eve	la veille
a week	une semaine	day before	avant-hier
a month	un mois	yesterday	
a year	un an/une année	yesterday	hier

in	dans/en	tomorrow	demain
ago	il y a	day after tomorrow	après-demain
per	par		
during	pendant	next day	le lendemain
next	prochain(e)	from	dès
last	dernier (dernière)	a week from today	d'aujourd'hui en huit
past	passé(e)	two weeks	de demain
today	aujourd'hui	from tomorrow	en quinze

Dates in French can be expressed in several ways:

lundi onze juillet 2000 lundi le onze juillet 2000 le lundi onze juillet 2000

Note the following when expressing a date:

- The first of each month is expressed by *premier*. Cardinal numbers are used for all other days: *le premier avril* (April 1st), *le deux août* (August 2nd).
- Years are usually expressed in hundreds, just like in English: *dix-neuf cent quatre-vingt-dix-neuf* (1999), but *mille (mil) neuf cent quatre-vingt-dix-neuf* (1999) can also be used. To express “in the year 2000” say: *en l’an deux mil*. The year 2001 (and so forth) would be expressed *deux mil(le)un*.
- When writing the date in numbers, the French follow the sequence: day + month + year: *le 22 janvier 2004*, or 22/1/04 (January 22, 2004, or 1/22/04).
- The word for year, *an*, is used with ordinal numbers (1, 2, 3, etc.) unless an adjective is used to describe the word *year*. In that case, the word *année* is used. Sometimes either word is acceptable:

un an	a year
une année	a year
trois bonnes années	three good years
quelques années	a few years
l’an dernier	last year
l’année dernière	last year

- The English words *on* and *of* are not expressed in French dates:
J'arrive le vingt-deux avril. (I'm arriving on April 22nd.) *Il part le douze juin.* (He's leaving on the 12th of June.)

To get information about the day or the date of an event, you will need the following questions and answers:

What day is today?	Quel jour est-ce (aujourd'hui)?
Today is . . .	C'est aujourd'hui . . .
What day is today?	Quel jour sommes-nous (aujourd'hui)?
Today is . . .	Nous sommes (aujourd'hui) . . .
What's today's date?	Quelle est la date d'aujourd'hui?
Today is . . .	C'est aujourd'hui . . .
What is the date of the . . . ?	Quelle est la date du (de la, de l', des) . . . ?

Remember that the adjective *ouvert* or *fermé* must agree in number and gender with the noun it modifies (see Chapter 19:00): *Le musée est fermé quels jours?* (The museum is closed on what days?) *Les bibliothèques sont ouvertes quels jours?* (What days are the libraries open?)

TELLING TIME

When making plans, you need to know at what time you will meet and when an event is going to take place.

What time is it?	Quelle heure est-il?
—It is . . .	—Il est . . .
At what time does . . . start?	À quelle heure commence(nt) . . . ?
—At . . .	—À . . .
At what times does . . . end?	À quelle heure finit (finissent) . . . ?
—At . . .	— À . . .
At what time shall we meet?	À quelle heure on se rejoint?
—At . . .	— À . . .
1:00 une heure	7:35 huit heures moins vingt-cinq
2:05 deux heures cinq	8:40 neuf heures moins vingt
3:10 trois heures dix	9:45 dix heures moins le quart
4:15 quatre heures et quart	10:50 onze heures moins dix
5:20 cinq heures vingt	11:55 midi moins cinq

6:25	six heures vingt-cinq	midnight	minuit
7:30	sept heures et demie	noon	midi

To express time properly, remember the following:

- To express time after the hour, the number of minutes is added. *Et* (and) is used only with *quart* (quarter) and *demi(e)* (half).
- *Moins* (less, minus) is used to express time before the hour.
- *Moins le* is used before *quart*.

NOTE

Because *midi* (noon) and *minuit* (midnight) are masculine, to say “half past,” use *et demi*: *J’arrive à midi et demi*. (I arrive at 12:30 [in the afternoon].)


When making plans, you will need to know how to form a variety of questions. Look at the phrases below. You may mix and match any of the elements in the columns to get a correct sentence. Use the forms shown here when you know the person well. To be formal, use the *vous* form, as shown in Chapter 17:00: *Tu veux sortir quand?* (When do you want to go out?) *Tu peux partir à quelle heure?* (At what time can you leave?)

Tu veux	Do you want	aller	(to) go
Tu peux	Can you	sortir	(to) go out
Tu as envie de	Do you feel like	partir	(to) leave, leaving
Tu désires	Do you want	revenir	(to) return, come back
Tu dois	Do you have to	rentrer	(to) come back (in)
à quelle heure?	at what time?	quand?	when?

More Time Expressions

ENGLISH	FRENCH
a second	une seconde
a minute	une minute
an hour	une heure
in the morning, A.M.	du matin
in the afternoon, P.M.	de l’après-midi

in the evening, P.M.	du soir
at exactly midnight	à minuit précis
at exactly 1:00	à une heure précise
at exactly 2:00	à deux heures précises
at about 2:00	vers deux heures
a quarter of an hour	un quart d'heure
a half hour	une demi-heure
in an hour	dans une heure
until 2:00	jusqu'à deux heures
before 3:00	avant trois heures
after 3:00	après trois heures
since what time?	depuis quelle heure?
an hour ago	il y a une heure
early	tôt, de bonne heure
late	tard
late in arriving	en retard

 **NOTE**

1. The *f* sound in *neuf* becomes a *v* sound when liaison is made with *heures* (hours, o'clock) and *ans* (years): *Il est neuf heures* (eel eh nuh vuhr). *Il a neuf ans* (eel a nuh vahN).
2. In public announcements, such as timetables, the official twenty-four-hour system is commonly used, with midnight as the zero hour:
0 h 40 = 12:40 A.M.; 16 heures = 4:00 P.M.; 21 h 45 = 9:45 P.M.



TIME'S UP!

If you've got the numbers, times, dates, and seasons down pat, you should be able to perform the following tasks in French without looking back:

1. Tell how old you are.
2. Ask for today's date.
3. Express your birth date.
4. Ask what days the museum is closed.
5. Express the season we are in.
6. Give today's date.
7. Ask your friend when he/she wants to go out.
8. Say what time it is.
9. Ask at what time we'll be getting back together.
10. Say when *le film* begins.

This page intentionally left blank.



Offering Ideas and Issuing Commands

MASTER THESE SKILLS

.....

- Making proposals
 - Giving commands
 - Getting there
 - Using the pronoun *y*
 - Using idioms
 - Using *ce + être* or *il est*
-

In this lesson you'll learn how to be persuasive when you make suggestions and how to use commands to give and receive directions.

MAKING PROPOSALS

In English, when you want to persuade someone to do something or go somewhere, you ask, “How about . . . ?” or use the contraction *Let’s*. The words that allow you to make suggestions are quite idiomatic and, therefore, cannot be translated word for word from English to French. There are several ways to get around this problem.

- Use the subject pronoun *on* (we, you, they, people, one) to refer to an indefinite person. *On* always takes a third person singular verb (*il* form) and has several different meanings in English. The active construction with *on* is often used in French where the passive is used in English: *Ici on parle français*.

Active: We (You, They, People, One) speak(s) French here.

Passive: French is spoken here.

You may use *on* + the third person singular conjugated form of any verb to make a suggestion:

On danse?

Shall we dance?

Si on allait à la discothèque?

What if we went to the discotheque?

- Use *avoir envie de* + an infinitive to ask what a person feels like doing: *Avez-vous envie d’aller au cinéma?* (Do you feel like going to the movies?)
- Use *vouloir* + an infinitive to ask if a person wants to do something:

Voulez-vous aller au zoo?

Do you want to go to the zoo?

Veux-tu aller au parc?

Do you want to go to the park?

- Use the *nous* form of the verb to express “Let’s . . .”:

Allons à l’aquarium!

Let’s go to the aquarium!

Regardons un film!

Let’s watch a film!

NOTE

After certain short words ending in a pronounced vowel sound, such as *et* (and), *ou* (or), *où* (where), and *si* (if), the form *l’on* may be used for pronunciation purposes: *si l’on tourne à gauche* (if you turn to the left), *la chambre où l’on travaille* (the room in which we work).

GIVING COMMANDS

Commands are most useful in directing people to locations. The subject of a command is understood to be *you*, because you are being told where to go or what to do.

There are two ways to say *you* in French: *tu* and *vous*. When *tu* is the subject, the command is referred to as the familiar command, because *tu* is used when speaking to a friend or family member. When *vous* is the subject, the command is referred to as the polite command, as *vous* is used when speaking formally. *Vous* is also the subject of a command directed to more than one person; it is the only *you* pronoun that refers to a plural subject.

To form a command, simply drop the subject pronoun. Use only the correct conjugated verb form: *Finis ton travail!!/Finissez votre travail!* (Finish your work!)

The familiar *tu* command of *-er* verbs drops the final *s* from the conjugated verb in both regular and irregular verbs:

Regarde le panneau!	Look at the sign!
Descends du train!	Get off the train!
Va à droite!	Go to the right!

To make a command negative, put *ne . . . pas* around the conjugated verb: *Ne va pas à gauche.* (Don't go to the left.)

Irregular verbs follow the same rules as regular verbs except for:

AVOIR (TO HAVE)	ÊTRE (TO BE)	SAVOIR (TO KNOW)
(tu) aie	sois	sache
(vous) ayez	soyez	sachez
(nous) ayons	soyons	sachons

Commands with Reflexive Verbs

With reflexive verbs, the subject pronoun is dropped but the reflexive pronoun must be used. In negative commands, the reflexive pronoun precedes the verb:

Ne te lève pas tôt.	Don't get up early.
Ne vous réveillez pas tard.	Don't wake up late.
Ne nous dépêchons pas.	Let's not hurry.

In affirmative commands, the reflexive pronoun follows the verb and is attached to it with a hyphen. After the verb, *toi* is used instead of *te*:

Lève-toi tôt.	Get up early.
Réveillez-vous.	Wake up.
Dépêchons-nous.	Let's hurry up.

GIVING AND RECEIVING DIRECTIONS

Here are the most frequently used verbs you will need to give or receive directions:

DIRECTION	TU FORM	VOUS FORM
continue	continue	continuez
cross	traverse	traversez
get off	descends	descendez
go	va	allez
go down	descends	descendez
go up	monte	montez
pass	passe	passez
take	prends	prenez
turn	tourne	tournez
walk	marche	marchez

To give proper directions, you will need the names of the means of transportation. When explaining the means of transportation a person will take, you use a definite article (*le, la, les*): *Prends l'autobus.* (Take the bus.) But when saying that someone travels by a certain means of transportation, be careful to use the correct preposition as shown:

Means of Transportation

airplane	en avion	foot	à pied
bicycle	à bicyclette/à vélo	motorcycle	à moto
boat	en bateau	subway	en métro
bus	en bus	taxi	en taxi
car	en automobile/en voiture		

Je vais au supermarché à pied. I walk to the supermarket.

Il voyage en bus. He travels by bus.

Also use *à* + definite article (*au, à la, à l', aux*) to express where to get the transportation you need:

Vous allez à l'aéroport et vous prenez l'avion à la porte numéro six.

You go to the airport and you take the plane at gate number six.

Where to Go

to the airport	à l'aéroport (m.)
to the bus stop	à l'arrêt (m.) de bus
to the gate	à la porte
to the platform	au quai
to the station	à la gare
to the taxi stand	à l'arrêt (m.) de taxi
to the terminal	au terminal
to the track	à la voie

To give or receive adequate directions you also need the prepositions and prepositional and adverbial phrases below showing location and direction.

Giving and Receiving Directions

above	dessus
alongside	le long de
at	à
at the bottom of	au fond de
at the top of	en haut de
at home	à la maison
downtown	en ville
far (from)	loin (de)
from	de
in the country	à la campagne
in the direction of	dans la direction de
nearby	à proximité/près (de)

on the other side	de l'autre côté
outside	dehors
straight ahead	tout droit
that way	par là
this way	par ici
to	à
to the left	à gauche
to the right	à droite
underneath	dessous

In English, when we give directions, we often refer to the number of blocks a person has to walk. In French, a block is *un pâté de maison*, which is a block of houses between two streets. To express how many streets a person must pass, you would say: *Prenez la troisième rue.* (Take the third street.)

Getting There

Understanding and giving directions is an important survival skill for those traveling abroad. Should you get lost and find yourself in need of instructions, the following sentences will prove useful. The blanks can be filled in with proper names or a tourist attraction, store, sporting event, etc.

I'm lost.	Je me suis perdu(e) [égaré(e)].
Can you tell me how to get to . . . ?	Pouvez-vous me dire comment aller . . . ?
Where is (are) . . . ?	Où se trouve(nt) . . . ?

Being able to follow directions that are given to you will be of utmost importance whether you are lost or simply looking for a place that you can't seem to locate:

It's (Is it) far away.(?)	C'est loin.(?)
It's (Is it) nearby.(?)	C'est tout près.(?)
It's (Is it) this way.(?)	C'est par ici.(?)
It's (Is it) that way.(?)	C'est par là.(?)
It's (Is it) straight ahead.(?)	C'est tout droit.(?)

Turn right (left) at the light.	Tournez à droite (gauche) au feu.
Stop!	Arrêtez!
Follow me.	Suivez-moi.
It would be better to take (definite article + means of transportation).	Il vaudrait mieux prendre (le, la, l' + means of transportation).

And if you are far from your destination:

Is it to the north? C'est au nord?	Is it to the east? C'est à l'est?
Is it to the south? C'est au sud?	Is it to the west? C'est à l'ouest?

USING THE PRONOUN Y

The adverbial pronoun *y* (pronounced *ee*) means “there” when the place has already been mentioned. *Y* can also mean “it,” “them,” “in it/them,” “to it/them,” or “on it/them.” *Y* usually replaces the preposition *à* + the noun object of the preposition but may also replace other prepositions of location or position, such as *chez*, *dans*, *en*, *sous*, or *sur* + noun:

Je vais à Paris.	I'm going to Paris.
J'y vais.	I'm going there.
Il répond au téléphone.	He answers the phone.
Il y répond.	He answers it.
Nous restons à l'hôtel.	We are staying in the hotel.
Nous y restons.	We are staying in it.

Sometimes *y* is used in French but is not translated into English:

Vous allez au restaurant?	Are you going to the restaurant?
—Oui, j'y vais.	—Yes, I am going there.
Vous répondez au courrier?	Are you answering the mail?
—Oui, j'y réponds.	—Yes, I am.

The pronoun *y* is used to replace a preposition (*à*, *en*, *dans*) + noun of place or location.

Tu vas à l'aéroport?	Are you going to the airport?
—Oui, j'y vais.	—Yes, I'm going there.

Le restaurant est dans la gare?	Is the restaurant in the station?
—Oui, il y est.	—Yes, it is.

Never use *y* to replace *à* + a person. Indirect object pronouns are used for this purpose. They will be explained in greater detail in Chapter 10:00.

Positioning Y

In simple sentences, *y* is placed before the verb to which its meaning is tied. When there are two verbs, *y* is placed before the infinitive:

Tu y vas.	You are going there.
Tu n’y vas pas.	You aren’t going there.
Tu veux y aller?	Do you want to go there?
Tu ne veux pas y aller?	Don’t you want to go there?
N’y va pas!	Don’t go there!

The only time *y* follows the verb is in an affirmative command: *Allez au carnaval.* (Go to the carnival.) *Allez-y.* (Go there.)

Affirmative familiar commands retain the final *s* from the conjugated verb before *y* to prevent the clash of two vowel sounds. A liaison is made between the final consonant of the verb and *y*: *Va au parc d’attractions.* *Vas-y.* (vah-zee) (Go to the amusement park. Go there.)

In compound tenses, *y* is placed before the conjugated helping verb:

J’ai dormi une fois sous les étoiles.	I once slept under the stars.
J’y ai dormi une fois.	I once slept there.
J’ai dormi sous une tente.	I slept in a tent.
J’y ai dormi.	I slept there.
Il était allé en France.	He had gone to France.
Il y était allé.	He had gone there.
Nous serons rentrés à Paris.	We will have returned to Paris.
Nous y serons rentrés.	We will have returned there.
Elle aurait pensé à ses vacances.	She would have thought about her vacation.
Elle y aurait pensé.	She would have thought about them.

USING IDIOMS

In English, you use idioms and idiomatic expressions all the time without even realizing that you are doing so. An example will help you understand exactly how an idiom works. When you say, “She fell head over heels for him,” you do not mean, in a literal sense, that she fell head-first and tripped over her feet. To someone who doesn’t speak English well, this sentence would be extremely confusing. But a native speaker instinctively and immediately understands the underlying meaning of this phrase—that she really liked him a lot.

Idioms occur in every language, are generally indigenous to that specific language, and do not translate well from one language to the next. If a French speaker were to say, *Elle a du chien*, that would mean that she is attractive, even though the literal translation of the sentence is, She has some dog.

Use these idioms to express your opinions and accentuate the positive:

still/all the same/ nevertheless	tout de même
as for me	de ma part
in my opinion	à mon avis
of course	bien entendu/bien sûr
OK	d'accord
on the contrary	au contraire
really/utterly	tout à fait
to tell the truth	à vrai dire
without a doubt	sans doute

POSITIVE REINFORCEMENT

If you would like to persuade someone to do something, positive reinforcement is likely to work. Reinforce your opinions by using the words and expressions below to help you convince even the most stubborn among us:

It's a good idea!	C'est une bonne idée!
It's extraordinary!	C'est extra!
It's great!	C'est chouette!
It's important!	C'est important!
It's interesting!	C'est intéressant!

It's magnificent!	C'est magnifique!
It's marvelous!	C'est merveilleux!
It's super!	C'est super!

COMPLAINTS

If you have persuaded someone to go along with you and the person is not satisfied, you could expect to hear one of these phrases:

It's boring!	C'est embêtant!/C'es ennuyeux! C'est la barbe!
It's disgusting!	C'est dégoûtant!
It's awful!	C'est affreux!
It's horrible!	C'est horrible!
It's ridiculous!	C'est ridicule!
It's unpleasant!	C'est désagréable!

Combine an idiom with a positive or negative expression to form a stronger sentence: *À mon avis, c'est magnifique.* (In my opinion, it's magnificent.)

USING CE + ÊTRE OR IL EST

The pronoun *ce* (*c'* before a vowel) (it, he, she, this, that, these, those) is most frequently used with the verb *être* (to be): *C'est* or *Ce sont*. *Ce* replaces *il*, *elle*, *ils*, and *elles* as the subject of the sentence in the following constructions:

- Before a modified noun:

C'est une église.	It's a church.
C'est un musée intéressant	That's an interesting museum.
Ce sont de bons films	These are good movies.

But:

Il est docteur [unmodified].	He's a doctor.
------------------------------	----------------

- Before a name: *C'est Marie.* (It's Marie.)
- Before a stress pronoun: *C'est moi.* (It is me.)
- Before a superlative: *C'est la plus jeune fille.* (She's the youngest girl.)

- In dates: *C'est le trois mai.* (It is May 3rd.)
- Before a masculine singular adjective that refers to a previously mentioned idea or action:

Il est important.	He is important.
—C'est évident.	—That's obvious.
Je peux vous aider?	Can I help you?
—Ce serait inutile.	—That would be useless.

- Before an adjective + *à* + infinitive:

C'est bon à savoir.	That's good to know.
C'est impossible à faire.	That's impossible to do.

Use *il est* in the following constructions:

- To express the hour of the day: *Il est deux heures.* (It's two o'clock.)
- With an adjective before *de* + infinitive:

Il est bon de manger.	It's good to eat.
Il est facile de danser.	It's easy to dance.

- With an adjective before a clause beginning with *que*: *Il est important que je travaille.* (It is important that I work.)

When pronouns refer to a preceding noun, *il* and *elle* are used:

Luc est mon frère.	Luke is my brother. He is very friendly.
Il est très aimable.	
J'adore cette cathédrale.	I adore this cathedral. It is sensational.
Elle est sensationnelle.	

Some adjectives can be used in impersonal expressions using *il est* + adjective + *de* or *c'est* + adjective + *à*: *Il est impossible de comprendre son accent.* (It's impossible to understand his accent.) The following adjectives are often used in impersonal expressions:

difficult	difficile	fair	juste
doubtful	douteux	fun	amusant
easy	facile	good	bon
essential	essentiel	important	important

impossible	impossible	scary	effrayant
interesting	intéressant	surprising	étonnant
nice	gentil	unfair	injuste
necessary	nécessaire	urgent	urgent
possible	possible	useful	utile



NOTE

Although the English versions of the following sentences are identical, they have two different meanings in French:

Il est intéressant de lire. It is interesting to read.
(Reading, in general, is interesting.)

C'est intéressant à lire. It is interesting to read.
(The material is interesting to read.)



TIME'S UP!

Without looking back, see if you can do the following:

1. Use *on* to suggest going to a restaurant.
2. Use the *nous* command to propose going to the zoo.
3. Ask where the Eiffel Tower (*la tour Eiffel*) is.
4. Using an affirmative command, tell someone to go three blocks.
5. Using a negative command, tell someone not to go straight ahead.
6. Tell a friend to wake up early.
7. Using *y*, tell someone to go there.
8. Give a positive reason for going to visit Notre-Dame Cathedral.
9. Say that in your opinion, it's great.
10. Give a negative reaction toward going to the theater.



Using French Around the Home

MASTER THESE SKILLS

.....

- Using *devoir* around the house
 - Getting help around the house and in a store
 - Understanding and forming the present subjunctive
 - Using the subjunctive
 - Offering encouragement
-

In this chapter you'll learn how to express school and household obligations by using the verb *devoir* (to have to) or the subjunctive (a mood that shows need, necessity, or obligation). You'll also learn how to encourage someone to pursue a course of action.

HOUSE AND HOME

In order to refer to the different rooms and parts of a house that might need attention, you'll need the following vocabulary:

apartment	l'appartement (m.)	garden	le jardin
apartment building	l'immeuble (m.)	ground floor	le rez-de-chaussée
attic	le grenier	hallway	le couloir
balcony	le balcon	house	la maison
basement	le sous-sol	kitchen	la cuisine
bathroom	la salle de bains	laundry room	la buanderie
bedroom	la chambre	lawn	la pelouse
closet	le placard	living room	le salon
den	le living/le séjour	owner	le/la propriétaire
door	la porte	room	la pièce/la salle
elevator	l'ascenseur (m.)	shower	la douche
floor	le plancher	stairs	l'escalier (m.)
floor (story)	l'étage (m.)	toilets	les toilettes (f.)
garage	le garage	window	la fenêtre

NOTE

In France and other French-speaking countries, the toilets (*les toilettes*) are generally in a room that is separate from the bathing facilities (*la salle de bains*), which explains the need for both words. *Le bidet* is generally found next to the toilet. It is used for intimate personal hygiene.

Naturally, within each room of a home there is furniture and there are appliances that may also need your attention:

armchair	le fauteuil
bed	le lit
chair	la chaise
clock	l'horloge (f.)/la pendule
dresser	la commode

furniture	les meubles
lamp	la lampe
oven	le four
refrigerator	le réfrigérateur/le frigo
rug	le tapis
sofa	le canapé/le divan/le sofa
stove	la cuisinière
table	la table
television	la télévision
wardrobe	l'armoire (f.)
washing machine	la machine à laver

CHORES

Among the most common household chores are those listed here:

clean the house	nettoyer la maison
cook	cuisiner
do the dishes	faire la vaisselle
do the housework	faire le ménage
do the laundry	faire la lessive
go shopping	faire les courses
make the beds	faire les lits
mow the lawn	tondre la pelouse
prepare the meal	préparer le repas
set the table	mettre le couvert
throw out the garbage	vider les ordures/la poubelle
vacuum	passer l'aspirateur

Learn the names of the food stores, as well as other establishments that you might want to visit while in a French-speaking country, and the names of some items you might purchase there:

STORE/PRODUCT	FRENCH STORE	FRENCH PRODUCT
bakery/bread	la boulangerie	le pain
bookstore/books	la librairie	les livres
butcher shop/meat	la boucherie	la viande
fish store/fish	la poissonnerie	le poisson
florist/flowers	(chez) le fleuriste	les fleurs (f.)
fruit store/fruits	la fruiterie	les fruits (m.)
grocery/vegetables	l'épicerie (f.)	les légumes (m.)
liquor store/wines	(chez) le marchand de vin	les vins (m.) et spiritueux (m.)
newsstand/newspapers	le kiosque à journaux	les journaux (m.)
pastry shop/cakes	la pâtisserie	les gâteaux (m.)
pharmacy/medicine	la pharmacie	les médicaments
tobacconist/tobacco	le bureau de tabac	le tabac

NOTE

Many of the names of stores end in *-erie*. Drop this ending and add *-(i)er* (for the masculine) and *-(i)ère* (for the feminine) to get the name of the person who works in the store: *le boulanger, la boulangère; l'épicier, l'épicière*.

To express that you are going to a store, use the form of *aller* that agrees with the subject and one of the following:

- *à* + the appropriate definite article: *Je vais à la crèmerie*. (I'm going to the dairy.) *Allons au kiosque à journaux*. (Let's go to the newsstand.)
- *chez* + the person (or business): *Je vais chez le fleuriste*. (I'm going to the florist.) *Allons chez le boucher*. (Let's go to the butcher's.)

GETTING HELP IN A STORE

An employee at any type of store may ask you one of these questions to find out if you need assistance:

- May I help you? Puis-je vous aider?/Vous désirez?/
Est-ce que je peux vous aider?

An appropriate answer would be:

No, thanks, I'm just browsing.	Non, merci, je regarde tout simplement.
Yes, please. I would like to see . . .	Oui, s'il vous plaît. Je voudrais voir . . .
Yes. I'd like to buy . . . for . . .	Oui, je voudrais acheter . . . à . . .
Yes, I'm looking for . . .	Oui, je cherche . . .
Yes, are there any sales?	Oui, y a-t-il des soldes?

After being helped you might hear the salesperson ask: *Ce sera tout?* (Will that be all?)

Unless you need to continue with an order or explain other needs, you should respond: *Oui, ce sera tout.* (Yes, that will be all.)

NOTE

Acheter is generally followed by *à* to express that the subject is buying something for the use of another person. *Acheter pour* indicates that the subject is performing an errand for another person; in other words, buying something on behalf of that person.

J'achète un cadeau à Henri.	I'm buying a gift for Henri (to give to him).
J'achète un cadeau pour Henri.	I'm buying a gift for Henri (so he doesn't have to shop).

DEVOIR—TO HAVE TO

The verb *devoir* expresses what the subject should do:

je dois	nous devons
tu dois	vous devez
il doit	elles doivent

Uses of *Devoir*

Devoir has some special uses that allow you to persuade someone to do something when it expresses an obligation:

- *Devoir* is used primarily to express obligation:

Je dois cuisiner.	I have to cook./I must cook./ I am supposed to cook.
Je devais sortir à midi.	I was supposed to go out at noon.

- *Devoir* is used to express probability: *Il doit être en retard.* (He must be late./He is probably late.)
- The conditional of *devoir* means “ought to” or “should” and expresses obligation:

Tu devrais faire les courses. You should go shopping./
You ought to go shopping.

Tu aurais dû faire les courses. You should have gone shopping.

- *Devoir* means “to owe” when followed by a noun:

Je dois cinq dollars à Jean. I owe John five dollars.

Vous leur devez une explication. You owe them an explanation.

NOTE

When *devoir* is followed by another verb, *devoir* is conjugated and the second verb remains in the infinitive: *Nous devons ranger le salon.* (We have to straighten the living room.)

IMPERSONAL EXPRESSIONS

Like *devoir*, the invariable impersonal expressions *il faut* + infinitive and *il est nécessaire de (d')* + infinitive are also used to express obligation:

It is necessary to water the flowers. Il faut arroser les fleurs./Il est nécessaire d'arroser les fleurs.

You have to study to succeed. Il faut étudier pour réussir./Il est nécessaire d'étudier pour réussir.

UNDERSTANDING AND FORMING THE PRESENT SUBJUNCTIVE

Like the conditional, the subjunctive is a mood (a form of the verb showing the subject’s attitude), not a tense (a form of the verb showing time). You may use the subjunctive to persuade someone to follow a course of action because it shows, among other things, wishing and wanting, need and necessity, and feelings and emotions. The subjunctive is used much more frequently in French than in English.

Because the subjunctive is not a tense, the present subjunctive can be used to refer to actions in the present or the future. Although limited in use, the past subjunctive refers to a completed past action.

Il est nécessaire qu'il travaille.	It is necessary for him to work./ He has to work.
Il est important que tu ranges le salon.	It's important that you straighten the living room.
Il est possible qu'elles arrivent à l'heure.	It's possible that they will arrive on time.

The following conditions prevail if the subjunctive is to be used:

- The sentence usually must contain two clauses with two different subjects.
- The clauses must be joined by *que* (that) or, in special instances, by *qui*.
- One of the clauses must show need, necessity, emotion, or doubt.

The Subjunctive of Regular Verbs

To form the present subjunctive of regular verbs, and many irregular verbs, drop the *-ent* from the third person plural (*ils/elles*) form of the present and add these subjunctive endings:

-ER VERBS	-IR VERBS	-RE VERBS
<i>aider</i> (to help)	<i>agir</i> (to act)	<i> vendre</i> (to sell)
ils aident	ils agissent	ils vendent
que j' aide	que j' agisse	que je vende
que tu aides	que tu agisses	que tu vendes
qu'il aide	qu'il agisse	qu'il vende
que nous aidions	que nous agissions	que nous vendions
que vous aidiez	que vous agissiez	que vous vendiez
qu'ils aident	qu'ils agissent	qu'ils vendent

Verbs with Two Stems

Some irregular verbs and most shoe verbs use two different stems to form the present subjunctive:

- The *ils* stem of the present indicative for *je, tu, il/elle/on, ils/elles*
- The *nous* form of the present indicative for *nous* and *vous*

IRREGULAR VERB	ILS STEM	NOUS STEM
boire (to drink)	boiv-	buv-
croire (to believe)	croi-	croy-
devoir (to have to)	doiv-	dev-

prendre (to take)	prenn-	pren-
recevoir (to receive)	reçoiv-	recev-
venir (to come)	vienn-	ven-
voir (to see)	voi-	voy-

SHOE VERB	ILS STEM	NOUS STEM
manger	mange-	mang-
envoyer	envoi-	envoy-
acheter	achèt-	achet-
préférer	préfèr-	préfér-
appeler	appell-	appel-

NOTE

Verbs that end in *-cer* have no change in the subjunctive because *c* followed by *e* or *i* always produces a soft sound. Note the pronunciation of these phrases: *que je commence* (kuh zhuh koh-mahNs), *que nous commençons* (kuh noo koh-mahN-syohN).

Verbs Irregular in the Subjunctive

Some verbs follow no rules for the formation of the subjunctive and must be memorized. The ones that are used the most frequently are:

aller (to go)

... que j'aile	... que nous allions
... que tu ailles	... que vous alliez
... qu'il aille	... qu'ils aillent

vouloir (to want)

... que je veuille	... que nous voulions
... que tu veuilles	... que vous vouliez
... qu'il veuille	... qu'ils veuillent

faire (to do)

... que je fasse	... que nous fassions
... que tu fasses	... que vous fassiez
... qu'il fasse	... qu'ils fassent

pouvoir (to be able to)

... que je puisse	... que nous puissions
... que tu puisses	... que vous puissiez
... qu'il puisse	... qu'ils puissent

savoir (to know)

... que je sache	... que nous sachions
... que tu saches	... que vous sachiez
... qu'il sache	... qu'ils sachent

avoir (to have)

... que j'aie	... que nous ayons
... que tu aies	... que vous ayez
... qu'il ait	... qu'ils aient

être (to be)

... que je sois	... que nous soyons
... que tu sois	... que vous soyez
... qu'il soit	... qu'ils soient

Expressions of Need and Necessity

The subjunctive may be used to persuade someone of the need or necessity to do something or to make requests or demands. The expressions below will allow you to do this because they are typically followed by the subjunctive.

It is better that . . .	Il vaut mieux que . . .
It is essential that . . .	Il est essentiel que . . .
It is fitting that . . .	Il convient que . . .
It is imperative that . . .	Il est impératif que . . .
It is important that . . .	Il est important que . . .
It is indispensable that . . .	Il est indispensable que . . .
It is necessary that . . .	Il est nécessaire que . . ./Il faut que . . .
It is preferable that . . .	Il est préférable que . . .
It is time that . . .	Il est temps que . . .

It is urgent that . . .	Il est urgent que . . .
It is useful that . . .	Il est utile que . . .
It is important that you go to the supermarket.	Il est important que tu ailles au supermarché.
It is urgent that he call the doctor.	Il est urgent qu'il téléphone au docteur.

The subjunctive is used more often in French than in English. Be aware that the French subjunctive may have many different meanings in English and usually does not allow for an exact word-for-word translation: *Il est nécessaire que tu fasses la vaisselle.* (You have to do the dishes./It is necessary that you do the dishes.)

In French, the subjunctive is often equivalent to an infinitive in English: *Je voudrais que tu fasses la lessive.* (I would like you to do the laundry.)

Verbs of Wishing and Wanting

The subjunctive is used in the clause following the verbs listed below:

aimer mieux	to prefer	insister	to insist
commander	to order	préférer	to prefer
conseiller	to advise	souhaiter	to wish
demander	to ask	suggérer	to suggest
désirer	to desire	vouloir	to want
exiger	to demand		

Il demande que je fasse le travail.	He asks that I do the work./ He asks me to do the work.
-------------------------------------	--

When using the subjunctive in English, we often omit the word *that*. In French, *que* must always be used to join the two clauses:

Il est important qu'il lave la voiture.	It's important he wash the car.
J'aime mieux que tu tondes la pelouse.	I prefer you mow the lawn.

Avoiding the Subjunctive

In all of the examples shown thus far, the verb in the dependent clause (where the subjunctive is used) and the verb in the main clause (need, necessity, wishing, or wanting) have different subjects. If the subjects in both clauses are the same, *que* is omitted and the infinitive replaces the subjunctive:

Elle voudrait que j'aille à la boulangerie. She would like me to go to the bakery.

Elle voudrait aller à la boulangerie. She would like to go to the bakery.

NOTE

Whenever possible, try to use *devoir* + infinitive rather than the subjunctive.

THE PAST SUBJUNCTIVE

The past subjunctive expresses an action that has taken place. The past subjunctive is formed in the same manner as other compound tenses. Take the subjunctive form of the helping verb *avoir* or *être* and add the past participle: *Je voulais qu'ils soient rentrés tôt.* (I wanted them to have returned early.)

OFFERING ENCOURAGEMENT

We have seen how the subjunctive can be used to persuade someone to follow a course of action. The best way to persuade someone to do something, whether it be a chore or a fun activity, is to offer a bit of encouragement.

A little more effort!	Encore un petit effort!
Don't hesitate!	N'hésitez pas!
Go for it!	Allez-y!
It's coming along!	Ça vient!
Keep going!	Continuez!
That's fine!	C'est bien!
You have to try!	Il faut oser!
You're almost there!	Vous y êtes presque!
You're getting there!	Vous y arrivez!

 **NOTE**

All of the phrases of encouragement can be changed to the familiar by using *tu* and its corresponding verb form.



TIME'S UP!

Without referring to the chapter, see if you can tell someone that:

1. you are just browsing (in a store).
2. you'd like to buy a car for your family.
3. he/she has to listen.
4. he/she is supposed to go to the bakery.
5. he/she ought to make the beds.
6. he/she owes five dollars.
7. it is necessary to go shopping.
8. you want him/her to throw out the garbage.
9. you want to go to the bookstore.

And finally:

10. Encourage someone to do the housework.



Asking Questions

MASTER THESE SKILLS

.....

- Asking yes/no questions
 - Asking for information
 - Getting around
 - Questioning new acquaintances
-

In this lesson you'll learn how to ask questions in a variety of ways. No matter what the situation, no matter what your needs, you'll be able to get the information you seek.

ASKING YES/NO QUESTIONS

The easiest questions, by far, are those that demand a simple yes or no answer. There are four ways to obtain this information. You can use:

- Intonation
- The tag *n'est-ce pas?* (isn't that so?)
- *Est-ce que*
- Inversion

Using Intonation

Questions are often asked by changing your intonation and raising your voice at the end of a statement. In conversation, just put an imaginary question mark at the end of your thought and speak with a rising inflection. In writing, don't forget to insert the question mark: *Vous avez envie d'aller au cinéma?* (Do you feel like going to the movies?)

When you speak with a rising inflection, your voice starts out lower and gradually keeps rising until the end of the sentence. In a sentence that states a fact, your voice rises and then lowers by the end of the sentence.

To form a negative question, simply put *ne . . . pas* around the conjugated verb in simple and compound tenses, and when there are two verbs:

Vous n'avez pas envie d'aller au cinéma?	Don't you feel like going to the movies?
Tu n'as pas fait les courses?	Didn't you go shopping?
Il ne voulait pas travailler?	Didn't he want to work?

Using *N'est-ce Pas?*

N'est-ce pas? is a tag that can have a variety of meanings: "isn't that so?" "right?" "isn't (doesn't) he/she/it?," "aren't (don't) they?," "aren't (don't) we?," "aren't (don't) you?," and so on. *N'est-ce pas?* may be placed at the end of a statement, especially when the expected answer is yes: *Vous avez envie d'aller au cinéma, n'est-ce pas?* (You feel like going to the movies, don't you?)

Using *Est-ce Que*

Any statement may be turned into a question by beginning the sentence with *est-ce que*. *Est-ce que* is invariable regardless of the form of the verb that follows: *Est-ce que vous avez envie d'aller au cinéma?* (Do you feel like going to the movies?)

To make the question negative, simply put *ne . . . pas* around the conjugated verb:

Est-ce que vous n'avez pas envie d'aller au cinéma?	Don't you feel like going to the movies?
Est-ce qu'il ne voulait pas travailler?	Didn't he want to work?

NOTE

Do not try to translate *est-ce que*; it has no meaning and only indicates that a question will follow. The translated *do (does)* in the question is part of the verb. Note that *est-ce que* becomes *est-ce qu'* before a vowel or vowel sound: *Est-ce qu'il a envie d'aller au cinéma?* (Does he feel like going to the movies?)

Using Inversion

Inversion refers to reversing the word order of the subject pronoun and the conjugated verb form in order to form a question. A hyphen is used to join the verb to its subject pronoun.

Avoid inverting with *je*. It is awkward and is very rarely used except in the following:

ai-je . . . ?	do I have . . . ?
suis-je . . . ?	am I . . . ?
dois-je . . . ?	must I . . . ?
puis-je . . . ?	may I . . . ? (used to ask for permission)

Inversion occurs only with subject pronouns (not nouns) and conjugated verbs. The interrogative is formed by placing the pronoun after the verb and connecting the two words with a hyphen. Inversion takes place in all tenses—simple and compound, with reflexive verbs, and when there are two verbs in the sentence, as follows:

Vous allez au cinéma.	Allez-vous au cinéma?
Ils sont partis à l'heure.	Sont-ils partis à l'heure?
Tu voudrais sortir.	Voudrais-tu sortir?
Elles se lèvent tard.	Se lèvent-elles tard?
Il s'est levé tard.	S'est-il levé tard?
Elle doit faire les courses.	Doit-elle faire les courses?

When the third person singular (*il* or *elle* form) ends in a vowel, a *-t-* is inserted between the verb and the subject pronoun. This is necessary to

avoid having two vowels together. This problem occurs mainly in the present tense with verbs in the *-er* family, because third person singular forms for *-ir* and *-re* verbs end in a consonant. In the passé composé, the helping verb *avoir* requires the *-t-* when the subject is *il* or *elle*:

Elle voyage aujourd'hui.	Voyage-t-elle aujourd'hui?
Elle a voyagé.	A-t-elle voyagé?
Il se prépare.	Se prépare-t-il?
Il s'est préparé.	S'est-il préparé?
Il finit la leçon.	Finit-il la leçon?
Il a fini la leçon.	A-t-il fini la leçon?
Elle perd ses bagages.	Perd-elle ses bagages?
Elle a perdu ses bagages.	A-t-elle perdu ses bagages?

When the subject of the verb is a noun, a double-subject construction is used: noun + verb + third person pronoun of the same gender and number as the subject. In this case, inversion occurs with the verb and the pronoun that corresponds to the subject:

Le garçon est français.	Le garçon est-il français?
Jean et Luc ont travaillé.	Jean et Luc ont-ils travaillé?
Marie a un problème.	Marie a-t-elle un problème?
Les voitures se sont arrêtées.	Les voitures se sont-elles arrêtées?

To make a question with inversion negative, put *ne* and *pas* around the inverted verb and pronoun. For reflexive verbs, remember to keep the appropriate reflexive pronoun before the conjugated verb, from which it may not be separated. In compound tenses, the past participle comes after *pas*:

Le garçon est-il français?	Le garçon n'est-il pas français?
Voudrais-tu sortir?	Ne voudrais-tu pas sortir?
A-t-elle voyagé?	N'a-t-elle pas voyagé?
Se prépare-t-il?	Ne se prépare-t-il pas?
Les voitures se sont-elles arrêtées?	Les voitures ne se sont-elles pas arrêtées?
Étaient-ils allés à Paris?	N'étaient-ils pas allés à Paris?

INFORMATION QUESTIONS

No matter what your reason for studying French, many occasions will arise where a simple yes/no response is inadequate. For this reason, it is important to know how to ask for information. Interrogative adjectives, adverbs, and pronouns will allow you to accomplish this task.

Interrogative Adjectives

The interrogative adjective *quel* (which, what) agrees in number and gender with the noun it modifies:

	MASCULINE	FEMININE
Singular	quel	quelle
Plural	quels	quelles

Note the following about the interrogative adjective *quel*:

- The only verb that may separate *quel* from its noun is *être*:

Quel est votre (ton) nom?	What's your name?
Quelle est votre (ton) adresse?	What's your address?
- *Quel + être* is used at the beginning of the sentence:

Quel est votre (ton) numéro de téléphone?	What is your phone number?
Quelle était la question?	What was the question?
- *Quel + noun*, when used at the beginning of the sentence, may be followed by *est-ce que* or inversion: *Quel bus est-ce qu'on prend?/Quel bus prend-on?* (Which bus do we take?)
- *Quel + noun* may be used at the end of the sentence. This usage is quite colloquial: *On prend quel bus?* (Which bus shall we take?/ We're taking which bus?)
- *Quel* may be preceded by a preposition:

De quels films parlait-il?	About which films was he speaking?
Dans quel hôtel restez-vous?	In which hotel are you staying?
À quelle heure sors-tu?	At what time are you going out?

Interrogative Adverbs

Adverbs asking for information help you find out the facts and information you need:

how?	comment?
how much, many?	combien?
when?	quand?
where (to)?	où?
from where?	d'où?
why?	pourquoi?

What's your name?	Comment est-ce que vous vous appelez?
(How do you call yourself?)	Comment vous appelez-vous?
	Vous vous appelez comment?
Where are you from?	D'où est-ce que vous êtes?
	D'où êtes-vous?
	Vous êtes d'où?

Note what happens in an inverted question when the subject is a noun:

When are the boys coming?	Quand est-ce que les garçons viennent?
	Quand les garçons viennent-ils?
	Les garçons viennent quand?

Variable Interrogative Pronouns

If you were in a store trying to make a decision about which of two or more items to choose, you might want to ask the salesperson which one would be the right choice. The variable interrogative pronouns will help you ask your questions properly:

	MASCULINE	FEMININE
Singular	lequel	laquelle
Plural	lesquels	lesquelles

Interrogative pronouns agree in number and gender with the nouns they replace. They may be used to ask questions with *est-ce que* or inversion:

Which of these films do you prefer?	Lequel de ces films est-ce que tu préfères?/ Lequel préfères-tu?
Which ones of these dresses are you going to buy?	Lesquelles de ces robes est-ce que vous allez acheter?/ Lesquelles de ces robes allez-vous acheter?

The prepositions *à* (to, in) and *de* (of, from, about) may be used before *quel* and contract as shown:

	MASCULINE	FEMININE
à (singular)	auquel	à laquelle
à (plural)	auxquels	auxquelles
de (singular)	duquel	de laquelle
de (plural)	desquels	desquelles
Auxquelles de vos amies avez-vous écrit?	To which of your friends have you written?	
Duquel de ces documents avez-vous besoin?	Which one of these documents do you need?	

The singular or plural form of the interrogative pronoun is chosen depending upon whether you want to express “which one” or “which ones”:

Lequel prends-tu?	Which one are you taking?
Lesquels prends-tu?	Which ones are you taking?
À laquelle vas-tu?	To which one are you going?
Auxquelles vas-tu?	To which ones are you going?
Duquel parle-t-il?	About which one is he speaking?
Desquels parle-t-il?	About which ones is he speaking?

Invariable Interrogative Pronouns

Invariable interrogative pronouns have only one form that does not have to agree with the noun to which it refers. These pronouns will help you form questions about people and things:

	PEOPLE		THINGS	
Subject	qui?	who?	qu'est-ce qui?	what?
Direct Object	qui?	whom?	que?	what?
After Preposition	qui?	whom?	quoi?	what?

NOTE

The *e* of *que* is dropped before a word beginning with a vowel or vowel sound, but the *i* of *qui* is never dropped: *Qu'a-t-il cherché?* (What did he look for?); *Qui a-t-il cherché?* (Whom did he look for?)

These invariable interrogative pronouns are used as follows:

- As subjects (which are followed by verbs), *qui* refers to people, and *qu'est-ce qui* refers to things. Both pronouns are followed by the third person singular of the verb (*il* form):

Qui est tombé? Who fell?

Qu'est-ce qui est tombé? What fell?

- As objects of the verb (usually followed by a noun or pronoun), *qui* refers to people, and *que* refers to things. *Qui* and *que* may be followed by inversion or by *est-ce que*, or they may be used colloquially at the end of the sentence. In the latter case, *que* becomes *quoi*:

Whom are you looking for? Qui cherchez-vous?

Qui est-ce que vous cherchez?

Vous cherchez qui?

What are you looking for? Que cherchez-vous?

Qu'est-ce que vous cherchez?

Vous cherchez quoi?

- With a noun subject, the word order after *que* is inverted: *Que cherche Richard?* (What is Richard looking for?)
- A preposition + *qui* refers to people. A preposition + *quoi* refers to things. Inversion or *est-ce que* may be used to form the question, or the preposition + *qui* or *quoi* may be used colloquially at the end of the sentence:

Whom are you thinking about? À qui pensez-vous?

À qui est-ce que vous pensez?

Vous pensez à qui?

What are you thinking about? À quoi pensez-vous?

À quoi est-ce que vous pensez?

Vous pensez à quoi?

Two interrogative expressions that will come in very handy are: *Qu'est-ce que c'est?* (What is it?) and *Qu'est-ce que c'est que cela?* (What's that?)

NOTE

With *combien*, *comment*, *où*, *d'où*, and *quand* (but not with *pourquoi*), when the subject is a noun, and the verb has no object, a question may be formed by inverting the order of the subject and verb:

Comment s'appelle cet homme?	What's that man's name?
Combien coûte cette carte?	How much does this map cost?

USING IL Y A

The verb *avoir* is used impersonally to ask and answer questions. The expression *il y a* can mean “there is (are)” or “is (are) there?” As a question, *il y a* can be used by itself with appropriate intonation, with *est-ce que*, or with inversion:

Is there a restaurant nearby?	Il y a un restaurant près d'ici?
	Est-ce qu'il y a un restaurant près d'ici?
	Y a-t-il un restaurant près d'ici?

Il y a can also be used to ask a negative question:

Isn't there a restaurant nearby?	Il n'y a pas de restaurant près d'ici?
	Est-ce qu'il n'y a pas de restaurant près d'ici?
	N'y a-t-il pas de restaurant près d'ici?

Use *il y a* to answer the question: *Il y a un restaurant près d'ici.* —*Il n'y a pas de restaurant près d'ici.* (Is there a restaurant near here? —There is not a restaurant near here.)

Il y a is used idiomatically to ask what the problem is: *Qu'est-ce qu'il y a?* (What's the matter?)

ASKING FOR DIRECTIONS

You can ask for directions by using the following phrases:

Where is . . . ?	Où est . . . ?/Où se trouve . . . ?
Where are . . . ?	Où sont . . . ?/Où se trouvent . . . ?
Can you tell me how to get to . . .	Pouvez-vous me dire comment aller à . . .
Where is/are . . . , please?	Où est/sont . . . , s'il vous plaît?

Where is the Eiffel Tower?	Où est la tour Eiffel? Où se trouve la tour Eiffel? Pouvez-vous me dire comment aller à la tour Eiffel? La tour Eiffel, s'il vous plaît.
Where is the baggage claim?	Où sont les bagages, s'il vous plaît. Où se trouvent les bagages? Pouvez-vous me dire comment aller aux bagages?

ASKING FOR A PRICE

Being able to ask for prices in a foreign country is always a valuable tool. Use the following phrases when you need to know how much something costs:

What's the price of (a) . . . ?	Quel est le prix de (d'un[e]) . . .
How much does this/that . . . cost?	Il/Elle coûte combien ce/cet/cette . . . ? Combien coûte ce/cet/cette . . . ?
How much do these/those . . . cost?	Ils/Elles coûtent combien ces . . . ? Combien coûtent ces . . . ?

NOTE

S'il vous plaît is the polite way to say "please." To be familiar, use *s'il te plaît*. Remember that all of the words in the sentence must be either polite or familiar: *S'il te plaît, peux-tu me dire comment aller au musée?/S'il vous plaît, pouvez-vous me dire comment aller au musée?* (Can you please tell me how to get to the museum?)

QUESTIONING NEW ACQUAINTANCES

When you meet someone for the first time, there are many questions you would like to ask to get to know that person better. Here are some of the most common questions that can be used to get information by using the polite or familiar verb forms:

What's your name?	Comment vous appelez-vous?/ Comment t'appelles-tu?
What is your wife's (child's) name?	Comment s'appelle votre (ta) femme/votre (ton) enfant?
Where are you from?	Vous êtes d'où?/Tu es d'où?
What is your nationality?	Quelle est votre (ta) nationalité?
What is your profession?	Quel est votre (ton) métier?
How old are you?	Quel âge avez-vous?/Quel âge as-tu?
How many people are in your family?	Il y a combien de personnes dans votre (ta) famille?
Where are you staying?	Vous restez où?/Tu restes où?
Where do you live?	Vous habitez où?/Tu habites où?
What is your address?	Quelle est votre adresse?/ Quelle est ton adresse?
What is your phone number?	Quel est votre numéro de téléphone?/ Quel est ton numéro de téléphone?
What is your name and address?	Quelles sont vos (tes) coordonnées?

LACK OF COMMUNICATION

When you have asked a question and don't understand the answer or need more information, use the expressions below to help you get the information you need.

Excuse me.	Excusez-moi./Excuse-moi.
Pardon me.	Pardon./Pardonnez-moi./Pardonne-moi.
I don't understand.	Je ne comprends pas.
I didn't hear you.	Je ne vous (t')ai pas entendu.
Please repeat it.	Répétez, s'il vous plaît./Répète, s'il te plaît.
Speak more slowly.	Parlez (Parle) plus lentement.
What did you say?	Qu'est-ce que vous avez dit?
One more time, please.	Encore une fois, je vous (t')en prie.
I'm sorry.	Je regrette./Je suis désolé(e).



TIME'S UP!

Without looking back, see if you can do the following:

1. Ask a person for his/her name.
2. Ask a person for his/her address.
3. Ask a person for his/her phone number.
4. Ask where a person is from.
5. Ask a person's age.
6. Ask which train to take.
7. Ask which one of the films someone prefers.
8. Ask a person what the matter is.
9. Ask for the price of a newspaper.
10. Say that you are sorry and that you don't understand.



Answering Questions

MASTER THESE SKILLS

.....

- Answering yes and no
 - Using negative expressions
 - Answering information questions
 - Talking on the phone
 - Facing phone problems
-

In this lesson you'll learn how to correctly answer the questions people ask you by giving affirmative or negative responses or by providing necessary information. You'll also learn how to conduct a phone conversation.

ANSWERING YES

There are two ways to answer yes in French:

- Use *oui* to answer an affirmative question or to respond to an affirmative statement:

Do you like this restaurant?	Vous aimez ce restaurant?
—Yes, it is very good.	—Oui, il est très bon.

Is this film great?	Est-ce que ce film est génial?
—I think so.	—Je pense que oui.

- Use *si* to contradict a negative question or a negative statement. It is often reinforced with *mais*: *mais si* (why yes). *Mais* can also be used with *oui* and *non*: *mais oui*, *mais non*. For example:

Don't you want to go to the park?	Tu ne veux pas aller au parc?
—Yes, I'd really like to.	—Si, je veux bien.

You don't like this book?	Tu n'aimes pas ce livre?
—Why yes, it's a good book.	—Mais si, c'est un bon livre.

ANSWERING NO

In Chapter 17:00 you learned how to use *ne . . . pas* to respond negatively. Other common negatives are listed below. Negative answers may begin with *non* (no).

hardly, scarcely	ne . . . guère
neither . . . nor	ne . . . ni . . . ni
never	ne . . . jamais
no more, no longer	ne . . . plus
no one, nobody	ne . . . personne
no, none	ne . . . aucun(e)
not at all	ne . . . pas du tout
not	ne . . . pas
not, not at all	ne . . . point
nothing	ne . . . rien

nowhere	ne . . . nulle part
only	ne . . . que

In most simple and compound tenses, *ne* precedes the conjugated verb (the helping verb *avoir* or *être* in compound tenses) and any pronouns. The second part of the negative generally follows the conjugated verb (or subject pronoun in inverted questions):

Il n'est pas du tout content.	He is not at all happy.
Je ne vais jamais fumer.	I am never going to smoke.
Tu ne te lèves plus tard.	You no longer wake up late.
Elle n'a guère étudié.	She hardly studied.
Ne manges-tu rien?	Aren't you eating anything?
N'as-tu rien acheté?	Didn't you buy anything?
Ne s'est-il pas rasé?	Didn't he shave?

Note the following exceptions to this rule:

- In compound tenses, *personne* and *nulle part* follow the past participle:

Je n'ai vu personne.	I didn't see anyone.
Je n'ai trouvé nulle part mes clefs.	I didn't find my keys anywhere.

- *Que* precedes the word or words stressed:

Il ne mange qu'un repas.	He eats only one meal.
Je n'ai acheté qu'un souvenir.	I bought only one souvenir.
Elle ne va le faire qu'une fois.	She's going to do it only once.

- Each part of the *ni . . . ni* construction precedes the word or words stressed:

Je ne mange ni fruits ni légumes.	I eat neither fruits nor vegetables.
Le repas n'était ni bon ni mauvais.	The meal was neither good nor bad.

- When an infinitive is negated, both *ne* and the second element of the negative precede the infinitive, except with *personne* and *nulle part*, which follow it:

Il vaut mieux ne pas parler.	It's better not to speak.
Tu as promis de ne plus être en retard.	You promised not to be late anymore.

But:

Elle a préféré ne voir personne.	She preferred not to see anyone.
Il vaut mieux n'aller nulle part.	It's better not to go anywhere.

- *Rien* and *personne* may be used as subjects and precede the verb. *Ne* retains its position before the conjugated verb:

Rien n'est arrivé.	Nothing happened.
Personne n'a téléphoné.	Nobody called.

- *Ne* is always used with a verb. However, the second part of the negative may be used alone (without *ne*):

Qu'est-ce que tu fais?	What are you doing?
—Rien.	—Nothing.

As-tu déjà fait une croisière?	Have you already gone on a cruise?
—Jamais.	—No, never.

- *Ne . . . jamais* used with a verb, and *jamais* used alone without a verb, mean “never.” *Jamais* with a verb and without *ne* means “ever”:

Es-tu jamais allé en France?	Have you ever been to France?
—Non, je ne suis jamais allé en France.	—No, I've never been to France.

When used in a question, the words in the first column produce the negative response indicated in the second column:

quelqu'un (someone)	ne . . . personne (no one)
quelquefois (sometimes)	ne . . . jamais (never)
quelque chose (something)	ne . . . rien (nothing)
toujours (always)	ne . . . jamais (never)
toujours (still)	ne . . . plus (no longer)

Tu cherches quelque chose? Are you looking for something?

Je ne cherche rien. I'm not looking for anything.

NOTE

1. With the negative *ne . . . aucun(e)*, *aucun* is always used in the singular and agrees with the noun it modifies:

Cette boutique n'offre aucun rabais.	This store doesn't offer any discounts.
---	--

Je n'ai aucune idée.	I don't have any idea.
----------------------	------------------------

2. When used without *ne*, *pas* and *plus* require a modifier:

Tu es déjà allé en France? —Pas encore.	Have you already been to France? —No, not yet.
--	---

Plus d'argent pour toi.	No more money for you.
-------------------------	------------------------

NEGATIVE EXPRESSIONS

The following common negative expressions will prove useful in any number of everyday situations:

- *Ça ne fait rien.* (It doesn't matter.): *Il va être en retard.*
—*Ça ne fait rien.* (He's going to be late. —It doesn't matter.)
- *De rien./Il n'y a pas de quoi.* (You're welcome.): *Merci de votre gentillesse.* —*De rien./Il n'y a pas de quoi.* (Thank you for your kindness. —You're welcome.)
- *Jamais de la vie!* (Never!/Out of the question!/Not on your life!):
Aimerais-tu faire de la planche à voile? —*Jamais!* (Would you like to go windsurfing? —Never!)
- (*Ni . . .*) *non plus* (Not . . . either; Neither; Nor . . .): *Je ne sors pas.*
—*Moi non plus.* (I'm not going out.—Neither am I.)
- *N'en pouvoir plus* (to be exhausted): *Je n'en peux plus.*
(I'm exhausted.)
- *N'importe qui/quand/où.* (No matter who/when/where.):

Vous voulez dîner où?	Where would you like to eat?
-----------------------	------------------------------

—N'importe où.	—It doesn't matter where./ Anywhere.
----------------	---

Vous voulez partir quand?	When would you like to leave?
---------------------------	-------------------------------

—N'importe quand.	—Whenever.
-------------------	------------

Qui peut aller à ce restaurant? Who can go to this restaurant?
 —N'importe qui. —Anybody.

- *Pas du tout.* (Not at all.): *Ça te dérange?* —*Pas du tout.* (Does that bother you? —Not at all.)
- *Pas encore.* (Not yet.): *Tu veux partir?* —*Pas encore.* (Do you want to leave? —Not yet.)
- *Pas maintenant.* (Not now.) *Voulez-vous manger?* —*Pas maintenant.* (Do you want to eat? —Not now.)

NOTE

In the negative expression *n'en pouvoir plus*, the verb *pouvoir* must be conjugated to agree with the subject of the sentence (see Chapter 22:00). The pronoun *en* remains before the conjugated verb: *Il n'en pouvait plus.* (He was exhausted.)

ANSWERING INFORMATION QUESTIONS

Certain key words and phrases will help you answer just about any question that might arise. Note carefully how to present the correct information for which you are being asked.

Answering Questions with *Quel* and *Lequel*

Answering questions with the interrogative adjective *quel(le)(s)* and the interrogative pronoun *lequel (laquelle, lesquels, lesquelles)* requires that you keep in mind the number and gender of the nouns to which they refer. Note that both words mean “which,” but *quel* is used as an adjective and *lequel* is used as a pronoun. To form your answer simply use a definite article + an appropriate adjective (acting as a noun) that agrees in number and gender with the noun referred to and you have a quick, easy answer that expresses “the . . . one(s).” This is usually done with adjectives showing color, size, or nationality.

Tu préfères quels pulls? Which sweaters do you prefer?
 —Les bleus. —The blue ones.
 —Les petits. —The small ones.
 —Les français. —The French ones.

Laquelle des voitures voulez-vous? Which of the cars do you want?
 —La blanche. —The white one.

- | | |
|----------------|------------------|
| —La grande. | —The big one. |
| —La française. | —The French one. |

Answering Questions with Interrogative Adverbs

Use the following guidelines to answer questions containing interrogative adverbs:

- *Comment* (how) may be answered with the preposition *en* or *à* + a noun, with a noun, or with an explanation:

How are you going to go to France?	Comment vas-tu aller en France?
—By plane.	—En avion.
What's your name?	Comment vous appelez-vous?
—Gail.	—Gail.
How are you?	Comment allez-vous?
—Very well.	—Très bien.
- *Combien* (how much, many) must be answered with a number or a quantity:

How much does this CD cost?	Combien coûte ce CD?
—Fifteen euros.	—Quinze euros.
How much roast beef do you want?	Combien de rosbif voulez-vous?
—Five hundred grams.	—Cinq cents grammes.
- A question with *quand* (when) is answered by giving a time or an expression of time (see Chapter 16:00):

When do you want to leave?	Quand veux-tu partir?
—In twenty minutes.	—Dans vingt minutes.
—At eight o'clock.	—À huit heures.
—Immediately.	—Tout de suite.
- Answer a question with *où* by naming a place, using the preposition *à* (*au*, *à l'*, *à la*, or *aux*) or *en*, or using the pronoun *y* (see Chapter 15:00):

Where do you live?	Où habitez-vous?
—I live in New York.	—J'habite à New York.

Where are you going?	Où vas-tu?
—I'm going to the park./ I'm going there.	—Je vais au parc./J'y vais.

- Answer *d'où* (from where) by using the preposition *de* (*du, de l', de la, des*) + place:

Where are you from?	D'où êtes-vous?
—I'm from Chicago.	—Je suis de Chicago.

- Answer a question that asks *pourquoi* (why) with *parce que* and a reason. You can use *car* instead of *parce que* when linking a statement and a reason:

Why are you late?	Pourquoi êtes-vous en retard?
—Because I missed my train.	—Parce que j'ai raté mon train./Je suis en retard car j'ai raté mon train.

- Answer a question with *qui* (who, whom), whether it is used as a subject, direct object, or after a preposition, by naming a person:

Who is speaking?	Qui parle?
—John.	—Jean.
Whom are you looking for?	Qui cherchez-vous?
—A salesperson.	—Un vendeur.
Whom do you want to speak with?	Avec qui voulez-vous parler?
—With Mrs. Dupont.	—Avec Mme Dupont.

- Answer *qu'est-ce qui*, *que* (*qu'est-ce que*), and *quoi* (what) with the name of a thing:

What fell?	Qu'est-ce qui est tombé?
—My glasses.	—Mes lunettes.
What are you looking for?	Que cherchez-vous?/ Qu'est-ce que vous cherchez?
—A pen.	—Un stylo.

With what are you writing?

—With a pencil.

Avec quoi écrivez-vous?

—Avec un crayon.

Some answers to the most commonly asked questions should be at your fingertips:

What's your name?

—My name is . . .

Quel est votre nom?

—Mon nom est . . .

What's your address?

—My address is . . .

Quelle est votre adresse?

—Mon adresse est . . .

What's your name and address?

—My name and address are . . .

Quelles sont vos coordonnées?

—Mon coordonnées sont . . .

What's your phone number?

—My phone number is . . .

Quel est votre numéro de téléphone?

—Mon numéro de téléphone est le . . .

What's your profession?

—I am . . .

Quel est votre métier?

—Je suis . . .

How old are you?

—I am . . . years old.

Quel âge avez-vous?

—J'ai . . . ans.

Using Prepositions

Remember that when *à*, *de* (or any of their forms), or any other preposition is in the question, that preposition must appear in the answer:

Which film are you talking about?

—Name of film./The comedy.

De quel film parles-tu?

—De + name of film./Du film comique.

To which of your friends have you written?

—To Marie and Janine.

Auxquelles de vos amies avez-vous écrit?

—À Marie et à Janine.

Which one of these documents do you need?

—My passport.

Duquel de ces documents avez-vous besoin?

—De mon passeport.

For whom did he work?	Pour qui a-t-il travaillé?
—For his father.	—Pour son père.

ON THE PHONE

Having a phone conversation with a person speaking another language is difficult at best. Without the help of body language, communication can be a chore. Use the phrases below to provide and obtain information on the phone:

Calling

FRENCH	MEANING
Allô	Hello
Je suis bien chez . . . ?	Is this the . . . residence?
C'est . . .	It's . . .
[Name] est là?	Is [Name] there?
Je voudrais parler à . . .	I'd like to speak to . . .
Quand sera-t-il (elle) de retour?	When will he (she) be back?
Pardon, je ne peux pas vous (t')entendre.	I'm sorry, I can't hear you.
Je vais rappeler plus tard.	I'll call back later.
C'est (Ce n'est pas) urgent.	It's (not) important.

Answering

FRENCH	MEANING
Allô	Hello
Qui est à l'appareil?	Who's calling?
Ici . . .	This is . . .
Oui./Non.	Yes./No.
Ne quittez (quitte) pas.	Hold on.
Un moment.	Just a moment.
Il (Elle) n'est pas là.	He (She) is not in.

Voulez-vous (veux-tu) laisser un message?	Do you want to leave a message?
Un peu plus fort, s'il vous (te) plaît.	A little louder, please.
Allez-y (Vas-y), je vous (t')écoutez.	Go on, I'm listening.

Allô is used as a greeting only on the telephone. To greet someone in person, use *bonjour*, *bonsoir* (only in the evening), or *salut* (to be more casual).

The following words will come in handy if you have to make a phone call in a French-speaking country:

the phone book	l'annuaire (m.)
the yellow pages	les pages (f.) jaunes
a phone card	une télécarte
a public phone	un téléphone public

PHONE PROBLEMS

If you've made a mistake or if you're having trouble getting connected or if there's trouble on the line, here are the phrases you will need to explain the problem:

It's a mistake. I have the wrong number.	C'est une erreur. J'ai le mauvais numéro.
There's no answer.	Ça ne répond pas.
We got cut off (disconnected).	On nous a coupés.
The line is busy.	La ligne est occupée./ La ligne n'est pas libre.
Please redial the number.	Recomposez le numéro, s'il vous plaît.
The telephone is out of order.	Le téléphone est en panne (hors service).
There's no dial tone.	Il n'y a pas de tonalité.
There's a lot of static on the line.	Il y a beaucoup de parasites sur la ligne.

If you want to speak to an operator, ask for *le (la) standardiste*: *Le (la) standardiste, s'il vous plaît.*



TIME'S UP!

Without looking in the lesson, see if you can answer these questions:

1. Vous ne voulez pas aller au cinéma ce soir? (say yes)
2. Vous avez envie de dîner dans un restaurant? (say no)
3. Vous fumez?
4. Comment vous appelez-vous?
5. Où habitez-vous?
6. Quel est votre numéro de téléphone?
7. Quel âge avez-vous?
8. Combien coûte un voyage en France?
9. Lequel des films modernes préférez-vous?
10. Qu'est-ce qui est sur votre bureau?



Seeking Help

MASTER THESE SKILLS

.....

- Getting help anywhere
 - At the post office
 - At the hair salon
 - At the dry cleaner's
 - At the optician's
 - At the camera store
 - At the jeweler's
 - Getting special services for special needs
-

In this lesson you'll learn how to get all the personal services you might need while traveling in a French-speaking country.

GETTING HELP ANYWHERE

Whether you are seeking certain services or are trying to have something repaired, use the phrases below at the post office, the hair salon, the dry cleaner's, the optician's, the jeweler's, or the camera store:

Can you help me, please?	Pourriez-vous m'aider, s'il vous plaît?
I need . . .	Il me faut . . . /J'ai besoin de (d') . . .
Where is the nearest . . . ?	Où se trouve le (la) plus proche . . . ?
post office	le bureau de poste
hairdresser	le salon de coiffure
dry cleaner	la teinturerie/le pressing
optician	l'opticien (m.)
camera store	le magasin de photographie
jeweler	la bijouterie
Do you have . . . ?	Avez-vous . . . ?
Do you sell . . . ?	Vendez-vous . . . ?
At what time do you open?	Vous êtes ouvert à quelle heure?
At what time do you close?	Vous fermez à quelle heure?
What days are you open (closed)?	Vous êtes ouvert (vous fermez) quels jours?
Can you fix . . . ?	Pouvez-vous réparer . . . ?
Can you fix it (them) today?	Pouvez-vous le (la, les) réparer aujourd'hui?
Can you fix it (them) temporarily (while I wait)?	Pouvez-vous le (la, les) réparer provisoirement (pendant que j'attends)?
How much will that cost?	Ça coûtera combien?
May I have a receipt?	Puis-je avoir un reçu?

AT THE POST OFFICE

If you travel to a foreign country, you will quite likely have to make a stop or two at a post office to purchase stamps or to send packages.

Sending messages to and from foreign countries has been made easier and far less expensive with the use of the Internet and e-mail. International cafés that allow you to send e-mail home are conveniently located in most large cities.

address	l'adresse (f.)
addressee	le (la) destinataire
air letter	l'aéogramme (m.)
envelope	l'enveloppe (f.)
letter	la lettre
mail	le courrier
to mail (send)	envoyer
package	le paquet
post office	la poste/le bureau de poste
postage	l'affranchissement (m.)
postal code	le code postal
postal worker	le facteur/la factrice
stamp	le timbre

Special forms, paperwork, and postal rates apply to different types of letters and packages. If you need to send something C.O.D., you will be sending it *payable à l'arrivée* or *contre remboursement*. Use the phrases below to get the type of service you require:

What is the postal rate . . . to the United States?	Quel est le tarif de l'affranchissement . . . pour les États-Unis?
for an airmail letter	pour une lettre envoyée par avion
for a registered letter	pour une lettre recommandée
for a special delivery letter	pour une lettre suivie

Use the preposition *par* or *en* to explain how you would like to send a letter or package:

I would like to send this letter by . . . Je voudrais envoyer cette lettre . . .

regular/air/overnight delivery	par courrier régulier/par avion/ en express
How much do these stamps cost?	Combien coûtent ces timbres?

AT THE HAIR SALON

Men and women alike will have to look for a sign that says *salon de coiffure* (hairdresser). *Un salon de beauté* indicates a beauty parlor. To express what you need, say: *Je voudrais . . . s'il vous plaît.* (I would like . . . please.), using any of the words listed below:

a coloring	une teinture
a haircut	une coupe de cheveux
a manicure	une manucure
a pedicure	une pédicure
a permanent	une permanente
a shampoo	un shampooing
a waxing	une épilation à la cire
highlights	des reflets

To say how you would like your hair, use this phrase: *Je voudrais avoir les cheveux . . .* (I would like to have my hair . . .) with the following adjectives:

long	longs	auburn	auburn
short	courts	black	noirs
wavy	frisés	blond	blonds
curly	bouclés	brunette	bruns
straight	raides, lisses	red	roux

If you do not want certain products to be used, explain your needs as follows:

Ne mettez pas de (d') . . . s'il vous plaît. Don't put on any . . . please.

gel	gel coiffant (m.)
hair spray	laque (f.)
mousse	mousse coiffante (f.)

NOTE

The adjective *auburn* is invariable, which means that it is not necessary to change this adjective to a feminine or plural form. Other adjectives must agree in number and gender with the nouns they describe. Hair is always plural in French: *les cheveux*, except when you are speaking about one single strand: *un cheveu*.

AT THE DRY CLEANER'S

Should you have a problem with your clothing, explain what services you need:

Can you please . . . (this/these)?	Pouvez-vous . . . (ce/cet/cette/ces)?		
(dry) clean	nettoyer (à sec)	press	repasser
fix	réparer	starch	amidonner

Make sure to tell the dry cleaner if there's a problem:

There is (are) . . .	Il y a . . .		
a hole	un trou	a spot, stain	une tache
a missing button	un bouton qui manque	a tear	une déchirure

NOTE

The verb *faire* (to make, do) can be used before an infinitive to express that you would like a service performed for you: *Je voudrais faire nettoyer à sec mon costume.* (I would like to have my suit dry-cleaned.)

AT THE OPTICIAN'S

For those who depend upon glasses or contact lenses, a ripped lens or a broken pair of glasses can ruin a vacation if proper measures aren't taken immediately. Optical centers are available in all countries, but it helps to know the proper words, terms, questions, and expressions so that you can have your problem solved as quickly as possible. The following phrases may come in handy:

I have a problem with . . .	J'ai un problème avec . . .
my glasses	mes lunettes
my contact lenses	mes verres de contact, mes lentilles

I would like to have these glasses fixed.	Je voudrais faire réparer ces lunettes.
The lens (frame) is broken.	Le verre (La monture) est cassé(e).
My lens (contact) is torn.	Mon verre de contact est déchiré.
Can you replace it?	Pouvez-vous le remplacer?

AT THE CAMERA STORE

It is an awful feeling to arrive at your vacation destination or any special event only to realize that you've forgotten to take along your camera. Of course, there's always an easy remedy. Just take a fast trip to a camera store. You can purchase an inexpensive new camera or even one of the convenient "throw-aways" that are so readily available all over. It's always better to spend more to preserve those precious memories than to go home empty-handed.

camera	un appareil-photo
video camera	un caméscope
roll of film	une pellicule
20 exposures	de vingt
36 exposures	de trente-six
black and white	noir et blanc
color	couleur

Being Impulsive

Perhaps you just can't wait to get home to see if your pictures turned out all right. Or maybe you met someone on your trip and want to give that person a copy of a picture to be treasured forever as a souvenir of this wonderful vacation. Off you go to the nearest camera shop or drugstore, roll of film in hand. If you want to have your film developed, say: *Je voudrais faire développer ce film/cette pellicule (tout de suite)*. (I would like to have this film developed [immediately].)

NOTE

The French word *une caméra* is used to speak about a television or movie camera. For a snapshot camera, the correct word is *un appareil-photo*. The word for video camera is *un caméscope* and a digital camera is called *un appareil-photo numérique*. *Le film* is the word for film in general. A roll of film is *une pellicule*. (Watch out: *pellicules* in the plural means "dandruff.")

AT THE JEWELER'S

It's always best to leave your expensive jewelry home, in a safe place. But if you take something along and need a repair, or if you simply want to treat yourself to something new, use the words below to refer to the specific items you are wearing, that you want repaired, or that you want to buy:

bracelet	le bracelet
earrings	les boucles (f.) d'oreilles
jewelry	les bijoux (m.)
necklace	le collier
ring	la bague
watch	la montre

To find out the price you would ask:

How much is it?	Ça coûte combien?
What is the price?	Quel est le prix?

Sometimes an item of jewelry needs a further description by naming the stones it contains. The names of different jewels that might interest you are listed below:

diamond	un diamant	ruby	un rubis
emerald	une émeraude	sapphire	un saphir

If you are unsure about a stone or want its weight, you would ask:

What stone is that?	Quelle est cette pierre?
How many carats is it?	Combien de carats y a-t-il?

SPECIAL SERVICES AND NEEDS

When there's a problem, people have special needs, whether it's obtaining help in finding a lost item or dealing with physical challenges. Refer to these sentences when you need help:

Please help me.	Aidez-moi, s'il vous plaît.
I need an interpreter.	Il me faut un interprète.
Where is the police station?	Où est le poste de police?

Where is the American Embassy? Où est l'ambassade américaine?

Where is the American Consulate? Où est le consulat américain?

My child is lost. Mon enfant s'est égaré(e).

I've lost . . . J'ai perdu . . .

my briefcase	ma serviette	my papers	mes papiers
my checkbook	mon chéquier	my passport	mon passeport
my documents	mes documents	my traveler's checks	mes chèques de voyage
my money	mon argent	my wallet	mon portefeuille

Special Needs

For those who are physically challenged, the words below may prove invaluable when used with the question, *Où puis-je obtenir . . . ?* (Where can I get . . . ?)

a cane	une canne	a hearing aid	un audiophone
closed-captioned TV	le sous-titrage	a walker	un déambulateur
crutches	des béquilles	a wheelchair	un fauteuil roulant

NOTE

These items can be purchased, rented from, or located by organizations dedicated to the needs of people who are physically challenged. There are also many pharmacies (*pharmacies*) that specialize in the rental of medical appliances—*la location d'appareils médicaux*.



TIME'S UP!

Ask the following without looking back at the lessons:

1. for help in general
2. what time a store opens
3. for a receipt
4. for the price of a stamp for an airmail letter
5. for a haircut
6. to have a suit dry-cleaned
7. if you can have your contact lens replaced
8. for a roll of 36-exposure film
9. to have your watch fixed
10. for the nearest police station

This page intentionally left blank.



Working with Pronouns

MASTER THESE SKILLS

.....

- Making suggestions
 - Going to the movies and watching television
 - Using invariable demonstrative pronouns
 - Using direct object nouns and pronouns
 - Using indirect object pronouns
 - Positioning object pronouns
 - Using the subjunctive to express emotions and feelings
-

In this lesson you'll learn how to invite someone to participate in leisure activities using direct and indirect object pronouns. You'll also see how to express positive opinions, feelings, and emotions with and without the subjunctive.

MAKING SUGGESTIONS

Certain key phrases are readily available to you if you'd like to suggest an outing or an activity to someone. These phrases require the use of indirect object pronouns, which will be explained in greater depth later in this chapter. For the phrases that follow, you only need to pay attention to using the correct indirect object form. Note that the formal you form (singular and plural are the same) is presented first, with the familiar you form (singular only) enclosed in parentheses. When you become more comfortable with indirect object pronouns, you may substitute them in any of these sentences. In each case, the conjugated verb must be followed by an infinitive. For now, concentrate on committing these phrases to memory, because they are so useful in a wide variety of situations.

Do(n't) you want to . . . ?/ Would(n't) you like to . . . ?	Ça (ne) vous (te) dit (pas) de . . . ?
Are(n't) you interested in . . . ? Would(n't) it please you to . . . ?	Ça (ne) vous (t')intéresse (pas) de . . . ? Ça (ne) vous (te) plairait (pas) de . . . ?
Would you like to go to . . . ?	Ça (ne) vous te dit (pas) d'aller à . . . ?
Are you interested in watching television?	Ça t'intéresse de regarder la télévision?
Wouldn't you like to play chess?	Ça ne vous plairait pas de jouer aux échecs?

LEISURE ACTIVITIES

Leisure activities play an important role in travel and tourism.

ballet	le ballet	hike	la randonnée
beach	la plage	movies	le cinéma
cards	les cartes (f.)	national park	le parc national
checkers	les dames (m.)	opera	l'opéra (m.)
chess	les échecs (m. pl.)	party	la soirée
concert	le concert	television	la télévision
exhibit	l'exposition (f.)		

The French language designates certain verbs to accompany certain activities. Use the verb *regarder* to say that you watch *la télévision*; use *jouer aux + cartes, dames, and échecs* to say that you play these games; and use *aller* to say that you go places:

I watch television.	Je regarde la télévision.
I play cards.	Je joue aux cartes.
I go to the ballet.	Je vais au ballet.

To invite someone to go on a picnic, say: *Voulez-vous (Veux-tu) faire un pique-nique?* (Would you like to go on a picnic?)

GOING TO THE MOVIES AND WATCHING TELEVISION

The same types of themes (horror, adventure, mystery, comedy, drama, romance) appear in films and on television:

What's on TV?	Qu'est-ce qu'il y a à la télé?
What program is playing?	On joue quelle émission?
What kind of film is at the movies?	On passe quel genre de film?
What film is playing?	On passe quel film?

adventure	un film d'aventures
comedy	un film comique, une comédie
documentary	un documentaire
drama	un drame
game show	un jeu
horror movie	un film d'horreur
love story	un film d'amour
mystery	un mystère
news	les informations (f.)
police story	un film policier
science fiction	un film de science fiction
soap opera	un feuilleton (mélodramatique)
spy movie	un film d'espionnage
talk show	un talk-show
weather	la météo
western	un western

INVARIABLE DEMONSTRATIVE PRONOUNS (CECI, CELA, CE, AND ÇA)

Ceci and *cela* stand for *this* (the nearest object) and *that* (the farthest object), respectively. Very often, however, this distinction is not strictly observed, and the French tend to use *cela* for both *this* and *that* unless they are making a contrast. *Ce* is a neuter pronoun. *Ça* (the abbreviation for *cela*) is used in informal communication and stands for both *this* and *that*, as well as *it*. *Ça* is usually avoided before verbs that begin with a vowel to eliminate the clash of vowel sounds.

Here is how you use invariable demonstrative pronouns:

- *Ceci* and *cela* are used as subjects or objects of any verb except *être*:

Ça ne fait rien.	It doesn't matter.
Ne prends pas ceci; prends cela.	Don't take this; take that.

- The neuter demonstrative *ce* (this, that, it) is often used as the subject of *être* when *être* is followed by an adjective, an adverb, or a prepositional phrase:

C'est compliqué.	It's confusing.
C'est assez.	That's enough.
Ce n'est pas à moi.	It's not mine.

- *Ceci* and *cela* must be used with *être* when *this* and *that* are contrasted, when the pronoun is separated from the verb by any word other than *ne*, and for emphasis:

Ceci est difficile; cela ne l'est pas.	This is difficult; that isn't.
Cela aussi est important.	That is also important.
Ceci est trop difficile.	This is too difficult.

OBJECT PRONOUNS

Object pronouns are used so that an object noun doesn't have to be continuously repeated. This allows for a more free-flowing conversational tone. Object pronouns are classified as either direct or indirect.

DIRECT OBJECT PRONOUNS		INDIRECT OBJECT PRONOUNS	
French	English	French	English
me (m')	me	me (m')	to me
te (t')	you (familiar)	te (t')	to you

le (l')	he, it	lui	to him
la (l')	her, it	lui	to her
se (s')	himself, herself	se (s')	to himself, herself
nous	us	nous	to us
vous	you (polite)	vous	to you
les	them	leur	to them
se (s')	themselves	se (s')	themselves

The forms *me*, *te*, *se*, *nous*, and *vous* are both direct and indirect object pronouns. They are also reflexive pronouns (see Chapter 18:00).

Il me parle.	He speaks to me.
Il se parle.	He speaks to himself.
Nous vous réveillons.	We wake you up.
Nous nous réveillons.	We awaken.

Direct Object Pronouns

Direct objects (which can be nouns or pronouns) answer the question of *whom* or *what* the subject is acting upon and may refer to people, places, things, or ideas. A direct object pronoun replaces a direct object noun.

Tu regardes le film.	You watch the movie.
Tu le regardes.	You watch it.
Je mets la lotion solaire.	I put on the suntan lotion.
Je la mets.	I put it on.
Il achète les lunettes de soleil.	He buys the sunglasses.
Il les achète.	He buys them.
Je t'aime.	I love you.
Tu m'aimes.	You love me.
Vous nous voyez.	You see us.
Nous vous voyons.	We see you.

When using object pronouns, make sure that your conjugated verb agrees with the subject and not the object pronoun.

Indirect Object Pronouns

Indirect objects (which can be nouns or pronouns) answer the question *to* or *for whom* the subject is doing something. Indirect objects only refer

to people. An indirect object pronoun replaces an indirect object noun. A key to the correct usage of an indirect object pronoun is the preposition *à* (*au*, *à l'*, *à la*, or *aux*) followed by a name or reference to a person:

Elle écrit à Jean.	She writes to John.
Elle lui écrit.	She writes to him.
Il parle à la fille.	He speaks to the girl.
Il lui parle.	He speaks to her.
Tu m'achètes un cadeau.	You buy a gift for me.
Je t'achète un cadeau.	I buy a gift for you.

Some French constructions with direct and indirect object pronouns differ from the English:

- Verbs that take an indirect object in English do not necessarily take an indirect object in French. The following verbs take direct objects in French:

attendre	to wait for	faire venir	to call for
chercher	to look for	payer	to pay for
écouter	to listen to	regarder	to look at
espérer	to hope for (to)		

Je regarde la fille./Je la regarde. I look at the girl./I look at her.

- Some verbs that require a direct object in English do not necessarily take a direct object in French. These verbs take an indirect object in French because *to* or *for* is implied or because the verb is followed by *à*:

convenir (à)	to suit	obéir (à)	to obey
désobéir (à)	to disobey	plaire (à)	to please
faire honte (à)	to shame	répondre (à)	to answer
faire mal (à)	to hurt	ressembler (à)	to resemble
faire peur (à)	to frighten	téléphoner (à)	to call

Il obéit à ses parents. He obeys his parents.
Il leur obéit. He obeys them.

- With the French verb *plaire* (to please), the French indirect object is the subject in the English sentence: *Ce cadeau me plaît.* (I like this gift./This gift is pleasing to me.)
- With the French verbs *falloir* (to be necessary) and *manquer* (to miss), the French indirect object is also the subject of the English sentence:

Il me faut un stylo. I need a pen./A pen is needed by me.

Tu me manques. I miss you./You are missed by me.

- Some verbs require the indirect object + *à* or *de* + an infinitive:

apprendre à quelqu'un à + infinitive	to teach someone to
enseigner à quelqu'un à + infinitive	to teach someone to
conseiller à quelqu'un de + infinitive	to advise someone to
défendre à quelqu'un de + infinitive	to forbid someone to
demander à quelqu'un de + infinitive	to ask someone to
ordonner à quelqu'un de + infinitive	to order someone to
pardoner à quelqu'un de + infinitive	to forgive someone for
permettre à quelqu'un de + infinitive	to permit someone to
promettre à quelqu'un de + infinitive	to promise someone to
rappeler à quelqu'un de + infinitive	to remind someone to
reprocher à quelqu'un de + infinitive	to reproach someone for

Elle apprend aux élèves à parler français. She teaches the students to speak French.

Elle leur apprend à parler français. She teaches them to speak French.

Elle conseille à Jacques d'étudier. She advises Jack to study.

Elle lui conseille d'étudier. She advises him to study.

Il m'a demandé de l'aider. He asked me to help him.

Elle lui défend de parler. She forbids him to speak.

Position of Object Pronouns

The rules for the placement of pronouns are the same for all pronouns:

- Object pronouns, direct or indirect, including reflexive pronouns, in simple and compound tenses, are placed before the verb to which their meaning is tied (usually the conjugated verb). When there are two verbs, the object pronoun is generally placed before the infinitive:

Je le prends.	Je lui parle.
Je ne le prends pas.	Je ne lui parle pas.
Je vais le prendre.	Je vais lui parler.
Je ne vais pas le prendre.	Je ne vais pas lui parler.
Ne le prends pas!	Ne lui parle pas!
Je l'ai pris.	Je lui ai parlé.
Je l'aurais pris.	Je lui aurais parlé.

- In an affirmative command only, the object pronoun follows the verb and is attached to it with a hyphen. The pronouns *me* and *te* change to *moi* and *toi*, respectively, after the verb:

Prends-le!	Parle-lui!
Regarde-moi.	Écris-moi!
Lève-toi.	Brosse-toi les dents!

- Object pronouns precede *voici* (here is) and *voilà* (there are): *Le voici. Te voilà.*

Agreement of the Past Participle

In compound tenses where *avoir* is the helping verb past participles agree in gender and number with a preceding direct object noun or pronoun only:

- Agreement with a preceding direct object:

Ta soeur? Je l'ai vue.	Your sister? I saw her.
Elles se sont maquillées.	They put on makeup.
Ses papiers? Je les ai trouvés.	His papers? I found them.
La voiture qu'il a achetée est très sportive.	The car he bought is very sporty.

- No agreement with a preceding indirect object:

Ta soeur? Je lui ai parlé.	Your sister? I spoke to her.
Elles se sont lavé la figure.	They washed their faces.
Ses parents? Il leur a obéi.	His parents? He obeyed them.

Double Object Pronouns

More than one pronoun may be used in a sentence at a time. The order of pronouns before the verb is shown below:

Order of Double Object Pronouns Before the Verb

.....						
me						
te						
se	le (l')	lui	y	en		+ verb
nous	la (l')	leur				
vous	les					
se						

The order of pronouns after the verb (in affirmative commands only) is as follows:

Order of Double Object Pronouns After the Verb

.....					
					-moi
					-toi
					-le
					-lui
verb +	-la	-nous	-y		-en
	-les	-vous			
					-leur

Il me la montre.	He shows it to me.
Vas-tu me l'envoyer?	Are you going to send it to me?
Je le leur ai écrit.	I wrote it to them.
Donnez-le-moi, s'il vous plaît.	Give it to me, please.
Envoyez-les-nous tout de suite.	Send them to us immediately.

NOTE

Moi + en and *toi + en* become *m'en* and *t'en*, respectively:

Donne-m'en, s'il te plaît.	Please give me some.
Va t'en.	Go away.

Verbs of Perception

An object pronoun precedes verbs of perception because the pronoun is the object of that verb. Common verbs of perception are *écouter* (to listen to), *entendre* (to hear), *regarder* (to look at), *sentir* (to feel, smell), *voir* (to see), *faire* (to make, do), and *laisser* (to allow). Note that with verbs of perception, the object pronoun is placed before the conjugated verb, not the infinitive: *Il entend les enfants crier./Il les entend crier.* (He hears the children scream./He hears them scream.)

POSITIVE FEELINGS

An invitation can be extended using a direct object pronoun: *Vous voulez (Tu veux) m' (nous) accompagner?* (Do you want to accompany me [us]?) To accept with a positive attitude, use *oui* and one of the following phrases:

And how!	Et comment!
Gladly!	Volontiers!
Great!	Chouette!
I adore . . .	J'adore . . .
I like . . .	J'aime . . .
I'm a fan of . . .	Je suis fana de . . .
Of course.	Bien entendu./Bien sûr.
OK.	D'accord.
That interests me.	Ça m'intéresse.
That would please me.	Ça me plairait.
What a good idea.	Quelle bonne idée.
Why not?	Pourquoi pas?
With pleasure.	Avec plaisir.

USING THE SUBJUNCTIVE TO EXPRESS EMOTIONS AND FEELINGS

The subjunctive is used after verbs and expressions of feeling and emotion, such as fear, joy, sorrow, and surprise. Use the following formula and the adjectives below to express your feelings to someone else: subject pronoun + *être* (conjugated) + adjective + *que* + dependent clause.

angry	fâché(e)
annoyed	agacé(e)
astonished	étonné(e)
bothered	ennuyé(e)
content	content(e)
delighted	enchanté(e)
displeased	mécontent(e)
embarrassed	gêné(e)
flattered	flatté(e)
furious	furieux (furieuse)
happy	heureux (heureuse)
irritated	irrité(e)
sad	triste
sorry	désolé(e)
surprised	surpris(e)
unhappy	malheureux (malheureuse)

She is happy that you accept her invitation.	Elle est heureuse que vous acceptiez son invitation.
--	--

I'm sorry that they aren't coming.	Je suis triste qu'ils ne viennent pas.
------------------------------------	--

Conjugate *avoir* with the nouns *peur* (fear) and *honte* (shame) to express feelings and emotions: *J'ai honte qu'il refuse d'y aller.* (I'm ashamed that he refuses to go there.)

NOTE

Expressions of fear in affirmative sentences generally take *ne* with the subjunctive. *Ne* has no meaning in English: *Nous avons peur que vous ne vous fâchiez.* (We're afraid that you will get angry.)

The reflexive verbs *s'étonner* (to be astonished) and *se réjouir* (to rejoice, be happy) may be conjugated and used with the subjunctive: *Je me réjouis que tu fasses un voyage en France.* (I am happy that you are taking a trip to France.)

Penser, Croire, and Espérer

Penser (to think), *croire* (to believe), and *espérer* (to hope) are followed by the indicative when used affirmatively (because they express certainty) and by the subjunctive when used negatively or interrogatively (because they express doubt and uncertainty):

J'espère que tu pourras me payer.	I hope you can pay me.
Je ne pense pas que tu puisses me payer.	I don't think you can pay me.
Penses-tu qu'il puisse me payer?	Do you think he can pay me?



TIME'S UP!

After carefully studying the chapter, see if you can do the following:

1. Say that you need checkers.
2. Say that you play cards.
3. Ask what kind of film is playing.
4. Say you'd like to see a comedy.
5. Invite someone to have a picnic in the country.
6. Say: "I love you."
7. Say that you like the gifts.
8. Say: "I miss you."
9. Say: "Show it to me, please."
10. Express a positive feeling about a play you saw.



Planning Outdoor Activities

MASTER THESE SKILLS

.....

- Engaging in sports
 - Playing the game
 - Describing the weather
 - Expressing negative opinions and indifference
 - Using the subjunctive with expressions of doubt and after impersonal expressions
-

In this lesson you'll learn how to talk about sports and the weather. You'll also learn how to express your dissatisfaction or indifference toward different activities by using the subjunctive and relative pronouns.

SPORTS

Sports are popular around the world, and people have taken an ever-increasing interest in physical fitness to maintain their youth and health:

baseball	le base-ball
basketball	le basket-ball
cycling	le cyclisme
football	le football américain
golf	le golf
jogging	le footing, le jogging
skating	le patinage
skiing	le ski
soccer	le football
swimming	la natation
tennis	le tennis

Engaging in Sports

Many ways to extend invitations have been presented in previous lessons (see Chapters 17:00 and 10:00). When speaking about sports, one might ask:

How about a game of . . . ?	On fait une partie de . . . ?/ On fait une partie de tennis?
How about a match of . . . ?	On fait un match de . . . ?/ On fait un match de football?

To ask if someone engages in a sport, you can do one of the following:

- Use the verb *jouer* (to play) + *à* + definite article + sport:

Vous jouez au tennis?	Do you (formal) play tennis?
Tu joues au basket-ball?	Do you (familiar) play basketball?
- Use the verb *faire* (to make, do) + *de* + definite article + sport:

Vous faites de la natation?	Do you (formal) swim?
Tu fais du football?	Do you (familiar) play soccer?

Once you've determined the sport in which you want to engage, refer to the list below to select the appropriate playing field:

Shall we go to the . . . ?	On va (à l', au, à la) . . . ?		
Let's go to the . . .	Allons (à l', au, à la) . . .		
beach	la plage	ocean	l'océan (m.)
course (golf)	le parcours	park	le parc
court	le court	pool	la piscine
gym	le gym	sea	la mer
mountain	la montagne	slope	la piste

It's also important to make sure that you have the appropriate and necessary equipment as listed below. Use these phrases to get you started:

I need . . .	Il me faut . . . / J'ai besoin de . . .
Could you lend (rent) me . . .	Pourriez-vous me prêter (louer) . . .
a ball (football, soccer)	un ballon
a ball (baseball, tennis)	une balle
a bat	une batte
a bicycle	un vélo, une bicyclette
boots (ski)	des chaussures de ski (f.)
goggles	des lunettes protectrices (f.)
golf clubs	des clubs de golf (m.)
a racket	une raquette
skates	des patins (m.)
skis	des skis (m.)

THE WEATHER

In order to participate in any sport or outdoor activity, favorable weather conditions should prevail. To help you determine if *la météo* (the forecast) is encouraging, say: *Quel temps fait-il?* (What's the weather?)

The third person singular of the verb *faire* (to make, do) is used to express "is" in many weather conditions: *Il fait froid.* (It is cold.)

It's beautiful.	Il fait beau.
It's hot.	Il fait chaud.
It's sunny.	Il fait du soleil.
It's nasty/It's bad.	Il fait mauvais.
It's cold.	Il fait froid.
It's cool.	Il fait frais.
It's windy.	Il fait du vent.
It's thundering.	Il fait du tonnerre.
It's foggy.	Il fait du brouillard.
It's humid.	Il fait humide./Il y a de l'humidité.
It's cloudy.	Il y a des nuages./Le ciel est nuageux.
It's raining.	Il pleut.
It's snowing.	Il neige.

What's the Temperature?

If you want to know the temperature, keep in mind that in Europe the Centigrade (Celsius) thermometer is used. To convert Fahrenheit to Centigrade, subtract 32 from the Fahrenheit temperature, then multiply that number by $\frac{5}{9}$. This will give you the temperature in degrees Centigrade. To convert Centigrade to Fahrenheit, multiply the Centigrade temperature by $\frac{9}{5}$, then add 32. This will give you the temperature in degrees Fahrenheit.

The following are some questions and answers you will need to express the temperature:

What's the temperature?	Quelle est la température?/ Quelle température fait-il?
It's five below.	Il fait moins cinq.
It's zero.	Il fait zéro.
It's seventy degrees.	Il fait soixante-dix degrés.

NOTE

Use *faire* to express weather conditions: *Il fait chaud.* (It's hot.)

Use *avoir* to express physical conditions of a person: *Il a chaud.* (He is hot.)

EXPRESSING NEGATIVE OPINIONS

An invitation, whether made in the affirmative or negative, can elicit a negative response. To give a negative response or opinion about an activity or thing, use *non* and one of the following phrases:

I hate . . .	Je déteste . . .
I don't like . . .	Je n'aime pas . . .
I'm not a fan of . . .	Je ne suis pas fana de . . .
I'm sorry, but . . .	Je regrette, mais . . .
It's a bad movie (or book).	C'est un navet.
It's phony.	C'est du bidon.
It's the same old thing.	C'est toujours la même chose.
It's too difficult.	C'est trop difficile.
It's too tiring.	C'est trop fatigant.
It's too violent.	C'est trop violent.
That doesn't interest me.	Ça ne m'intéresse pas.
I wouldn't like that.	Ça ne me plairait pas.
What a bad idea.	Quelle mauvaise idée.
Why?	Pourquoi?
You've got to be kidding!	Vous parlez!/Tu parles!

EXPRESSING INDIFFERENCE

If you've been invited out and are indifferent or indecisive about whether to go or not, use the expressions below:

I don't care.	Je n'ai pas de préférence.
I doubt it.	J'en doute.
I really don't know.	Je ne sais pas trop.
It depends.	Ça dépend.
It depends on you.	Ça dépend de vous (toi).
It doesn't matter.	Ça m'est égal.

Perhaps./Maybe. Peut-être.
 Whatever you want. Ce que vous préférez (tu préfères)/Comme vous
 voulez (tu veux).

THE SUBJUNCTIVE WITH EXPRESSIONS OF DOUBT

The subjunctive is used after verbs and expressions of doubt, denial, disbelief, and probability. The indicative (simple and compound tenses) is used after verbs and expressions of certainty. When certain verbs and expressions are used in the negative or the interrogative, they imply uncertainty or doubt and the subjunctive is required as shown below. (Note that all of these expressions are followed by *que* and another clause.)

When doubt is negated, certainty or probability exists and the indicative is used.

The Indicative Versus the Subjunctive

INDICATIVE (CERTAINTY)		SUBJUNCTIVE (UNCERTAINTY)	
je sais	I know	je doute	I doubt
		je ne sais pas	I don't know
je suis sûr(e)	I'm sure	je ne suis pas sûr(e)	I'm not sure
je suis certain(e)	I'm certain	je ne suis pas certain(e)	I'm not certain
il est certain	it's certain	il n'est pas certain	it's not certain
		il est douteux	it's doubtful
il est clair	it's clear	il n'est pas clair	it's not clear
il est évident	it's evident	il n'est pas évident	it's not evident
		évident	
il est exact	it's exact	il n'est pas exact	it's not exact
il paraît	it appears	il semble	it seems
il est vrai	it's true	il n'est pas vrai	it's not true
il est sûr	it's sure	il n'est pas sûr	it's not sure

il est probable	it's probable	il est possible	it's possible
il est improbable	it's improbable	il est impossible	it's impossible
il se peut	it is possible	il est impossible	it's impossible
Je ne doute pas qu'il nous accompagnera.		I don't doubt that he will accompany us.	
Il sait que tu iras au match.		He knows you will go to the game.	

But:

Il doute que tu ailles au match.	He doubts you'll go to the match.
----------------------------------	-----------------------------------

THE SUBJUNCTIVE AFTER IMPERSONAL EXPRESSIONS

The subjunctive is also used after the following impersonal expressions that show doubt, emotion, or opinion. These expressions can be used to express either positive or negative feelings and can also be used to persuade someone to follow a course of action.

it is amazing	il est étonnant	it is natural	il est naturel
it is absurd	il est absurde	it is nice	il est bien
it is amusing	il est amusant	it is normal	il est normal
it is curious	il est curieux	it is a pity	il est dommage
it is doubtful	il est douteux	it is regrettable	il est regrettable
it is enough	il suffit	it is strange	il est étrange
it is fair	il est juste	it is surprising	il est surprenant
it is good	il est bon	it is unfair	il est injuste
it is interesting	il est intéressant		
It is good that you will accompany us.		Il est bon que vous nous accompagniez.	
It is natural that he wants to go out.		Il est naturel qu'il veuille sortir.	

For most impersonal expressions, *c'est* may be used in place of *il est*: *C'est surprenant que vous refusiez toujours nos invitations.* (It's surprising that you always refuse our invitations.)

THE SUBJUNCTIVE AFTER VERBS OF OPINION OR KNOWLEDGE

After verbs of opinion or knowledge—*penser* (to think); *croire* (to believe); *espérer* (to hope); *affirmer* (to affirm); *assurer* (to assure); *estimer* (to esteem); and *remarquer* (to notice)—the indicative or the subjunctive is used depending upon the meaning the speaker wishes to convey, or on his or her attitude toward the statement conveyed in the clause.

Generally, when used in the affirmative, these verbs require the indicative because they show belief, conviction, or knowledge on the part of the speaker: *Vous croyez qu'il dira oui.* (You believe that he will say yes.) When used negatively or interrogatively, these verbs generally take the subjunctive. The speaker, however, may use either the indicative or the subjunctive depending upon the intended meaning:

- | | |
|-----------------------------|--|
| Croyez-vous qu'il dira oui? | Do you believe that he will say yes?
(The speaker has no doubt that he will say yes.) |
| Croyez-vous qu'il dise oui? | Do you believe that he will say yes?
(The speaker doubts that he will say yes.) |



TIME'S UP!

After you've studied the contents of this chapter and have it mastered, see if you can do the following without looking back:

1. Invite someone to go swimming.
2. Ask someone if he/she plays golf.
3. Suggest that someone go with you to the pool.
4. Say you need skates.
5. Ask someone to lend you a bicycle.
6. Ask someone for today's weather.
7. Give a simplified version of today's weather forecast in French. Include the temperature.
8. Say that you don't like to play tennis because it's too tiring.
9. Say that you doubt that your friend will play basketball.
10. Say that you think the weather will be nice.



Making Comparisons

MASTER THESE SKILLS

- Making comparisons of inequality
- Comparing adjectives
- Comparing adverbs
- Comparing nouns
- Comparisons of equality

In this lesson you'll learn how to make comparisons of inequality using adjectives, adverbs, and nouns. You'll also learn how to use these words to make statements showing equality.

ANIMALS

Animals are compared all the time for their prowess, size, speed, intelligence, and good and bad traits. Some common animals are:

bird	l'oiseau (m.)	giraffe	la girafe
cat	le chat	horse	le cheval
cheetah	le guépard	leopard	le léopard
cow	la vache	lion	le lion
dog	le chien	monkey	le singe
donkey	l'âne	rabbit	le lapin
elephant	l'éléphant (m.)	tiger	le tigre
fish	le poisson	turtle	la tortue
fox	le renard		

IN THE CLASSROOM

In a classroom setting, students are constantly comparing grades, teachers, classes, class requirements, and homework assignments. Teachers have a habit of comparing their students. The following list will give you the vocabulary you need to make classroom comparisons:

answer	la réponse	lesson	la leçon
backpack	le sac à dos	pen	le stylo
bell	la cloche	pencil	le crayon
board	le tableau	principal	le directeur
book	le livre	pupil	l'élève (m. or f.)
calculator	la calculette, la calculatrice	question	la question
chalk	la craie	ruler	la règle
class	la classe	school	l'école (f.)
desk	le bureau	student	l'étudiant(e)
dictionary	le dictionnaire	subject	la matière
grade	la note	teacher	le professeur
grammar	la grammaire	test	l'examen (m.)
homework	les devoirs (m.)	textbook	le manuel

NOTE

1. There is a distinction between *le cours*, which has more of a connotation of “lesson” or “class,” and *la matière*, which refers to the discipline: *Il donne des cours de français.* (He gives French lessons.)
Le français est une matière facile. (French is an easy subject.)
2. The word for “teacher” is always *le professeur*, no matter the gender of the person doing the instruction. *Le maître/la maîtresse* and *l’instituteur/l’institutrice* refer to elementary school teachers.

By the end of this chapter you will be able to compare the subjects listed:

art	l’art
biology	la biologie
chemistry	la chimie
computer science	l’informatique (f.)
English	l’anglais (m.)
French	le français
geography	la géographie
history	l’histoire (f.)
mathematics	les mathématiques (f.)
music	la musique
physics	la physique
science	la science

COMPARISONS OF INEQUALITY

Comparisons of inequality show that two things are not equal. These comparisons have three forms:

- The positive states the fact:

Adjective:	French is easy.
Adverb:	A tiger runs quickly.
Noun:	I make mistakes.
- The comparative states *more* or *less*:

Adjective:	French is easier than math. Math is harder than history.
------------	--

Adverb: A tiger runs more quickly than a turtle. A tiger runs less quickly than a cheetah.

Noun: I make more mistakes than Bob. I make fewer mistakes than Nancy.

- The superlative states *the most* or *the least*:

Adjective: French is the easiest. Math is the hardest.

Adverb: A turtle runs the slowest. A cheetah runs the fastest.

Noun: Nancy makes the most mistakes. Bob makes the fewest mistakes.

Most comparatives in English end in *-er* or use the words *less* or *more*. Most superlatives in English end in *-est* or use the words *least* or *most*.

Le tigre est grand.

The tiger is big.

Le cheval est plus grand.

The horse is bigger.

L'éléphant est le plus grand.

The elephant is the biggest.

Comparison of Adjectives

Adjectives are compared in French according to the following guidelines. Note that the adjective must agree in gender and number with the subject of the sentence.

- Positive: *intéressant* (interesting): *Le français est intéressant.* (French is interesting.)

- Comparative: *moins/plus intéressant* (less/more interesting):

Les maths sont moins intéressantes que le français.

Math is less interesting than French.

Le français est plus intéressant que les maths.

French is more interesting than math.

- Superlative: *le (la/les) moins/plus intéressant(e)(s)* (the least/most interesting):

La physique est la matière la moins intéressante.

Physics is the least interesting subject.

Le français est le cours le plus intéressant.

French is the most interesting class.

To correctly form the comparative and superlative of adjectives, take note of the following rules:

- In the comparative, adjectives can be used to compare two or more things in one sentence by introducing a second element with *que* (than):

Le français est plus intéressant que l'histoire. French is more interesting than history.

Le tigre est moins grand que l'éléphant. The tiger is smaller (less big) than the elephant.

- The second element of the comparison may be a noun, a stress pronoun, a possessive pronoun, an adjective, an adverb, or a clause:

Noun: *La biologie est plus facile que la physique.*
(Biology is easier than physics.)

Stress Pronoun: *Elle est plus petite que moi.*
(She is shorter than I.)

Possessive Pronoun: *Son chien est plus grand que le mien.*
(His dog is bigger than mine.)

Adjective: *Ils sont plus doués qu'intelligents.*
(They are more gifted than intelligent.)

Adverb: *Il a étudié plus qu'avant.* (He studied more than before.)

Clause: *Elles sont plus importantes que je ne le pensais.*
(They are more important than I thought.)

- Comparative and superlative adjectives agree in number and gender with the nouns they modify:

Une vache est moins féroce qu'un tigre. A cow is less ferocious than a tiger.

La biologie est plus intéressante que la chimie. Biology is more interesting than chemistry.

Les professeurs sont plus calmes que les élèves. Teachers are quieter (more quiet) than students.

- To express “in” or “of” in a superlative sentence, use the preposition *de* + definite article: *La girafe est le plus grand animal du monde.* (The giraffe is the tallest animal in the world.)

- In a superlative sentence, when the adjective follows the noun, the article is repeated: *Le guépard est l'animal le plus rapide.* (The cheetah is the fastest animal.)
- In a superlative sentence, adjectives that precede the noun in French may retain that position: *Le cheval est le plus bel animal.* (The horse is the most beautiful animal.)

The following table shows a few adjectives that have irregular comparatives and superlatives:

POSITIVE	COMPARATIVE	SUPERLATIVE
bon(ne)(s) (good)	meilleur(e)(s) (better)	le/la/les meilleur(e)(s) ([the] best)
mauvais(e)(s) (bad)	plus mauvais(e)(s) (worse)	le/la/les plus mauvais(e)(s) ([the] worst)
	pire(s) (worse)	le/la/les pire(s) ([the] worst)
petit(e)(s) (small)	moindre(s) (lesser) [importance]	le/la/les moindre(s) (the least [importance])

Le chien est le meilleur ami de l'homme. A dog is man's best friend.

Ses notes sont pires que les miennes. His grades are worse than mine.

Mon chat peut entendre le moindre bruit. My cat can hear the slightest noise.

NOTE

Petite is the positive form for “small,” whether referring to size or importance. Note that when *petite* refers to size it is regular: the comparative form is *plus petit(e)(s)* (smaller) and the superlative form is *le/la/les plus petit(e)(s)* (the smallest). However, *moindre*, which refers to importance, is irregular, as shown in the table above.

The antonyms (opposites) listed below should help you when making comparisons using adjectives:

FRENCH	ENGLISH	FRENCH	ENGLISH
absent	absent	present	present
ancien	old	nouveau	new

bas	low	haut	high
beau	beautiful	laid	ugly
chaud	hot	froid	cold
court	short(thing)	long	long
facile	easy	difficile	hard
fort	strong	faible	weak
grand	big	petit	little, short (person)
heureux	happy	malheureux	unhappy
large	wide	étroit	narrow
léger	light	lourd	heavy
pauvre	poor	riche	rich
poli	polite	impoli	impolite
propre	clean	sale	dirty
utile	useful	inutile	useless

Comparison of Adverbs

Adverbs are compared in the following ways.

- Positive: *rapidement* (rapidly, quickly): *Les chiens courent rapidement.* (Dogs run quickly.)
- Comparative: *moins rapidement* (less quickly), *plus rapidement* (more quickly):

Les chiens courent moins rapidement que les chevaux.	Dogs run less quickly than horses.
--	------------------------------------

Les guépards courent plus rapidement que les chevaux.	Cheetahs run more quickly than horses.
---	--

- Superlative: *le moins rapidement* (the least quickly), *le plus rapidement* (the most quickly):

Les chiens courent le moins rapidement.	Dogs run the slowest.
---	-----------------------

Les guépards courent le plus rapidement.	Cheetahs run the fastest.
--	---------------------------

Because adverbs modify verbs and therefore require no agreement, *le* is always the article with the superlative adverb:

Mon chien court le moins rapidement. My dog runs the slowest.

Ces girafes marchent le plus rapidement. Those giraffes walk the fastest.

In order to form the comparative and superlative of adverbs correctly, take note of the following rules:

- In the comparative, adverbs can be used to compare two or more things in one sentence by introducing a second element with *que* (than):

Les chiens courent moins vite que les chevaux. Dogs run slower than horses.

Les guépards courent plus vite que les chiens. Cheetahs run faster than dogs.

- The second element of the comparison may be a noun, a stress pronoun, a possessive pronoun, an adverb, or a clause:

Noun: *Les chats jouent plus calmement que les lions.*
(Cats play more quietly than lions.)

Stress Pronoun: *Elle parle plus vite que moi.*
(She speaks more quickly than I.)

Possessive Pronoun: *Son chien court plus vite que le mien.*
(Her dog runs faster than mine.)

Adverb: *Il travaille plus vite que sérieusement.*
(He is working more quickly than seriously.)

Clause: *Les guépards courent plus vite que je ne le pensais.*
(Cheetahs run faster than I thought.)

- To express “in” or “of” in a superlative sentence, use the preposition *de* + definite article:

Les guépards courent le plus vite de tous les animaux. Cheetahs run the fastest of all animals.

A few adverbs have irregular comparatives and superlatives:

POSITIVE	COMPARATIVE	SUPERLATIVE
bien (well)	mieux (better)	le mieux ([the] best)
mal (badly)	plus mal (worse)	le plus mal ([the] worst)

mal (badly)	pis (worse)	le pis ([the] worst)
beaucoup (much)	plus (more)	le plus ([the] most)
peu (little)	moins (less)	le moins ([the] least)

Il parle français mieux que toi. He speaks French better than you.

Je me sens plus mal. I feel worse.

Cette étudiante étudie le plus de la classe. This student studies the most in the class.

NOTE

The expressions *plus mal* and *le plus mal* are generally preferred over *pis* and *le pis*.

Comparison of Nouns

Nouns are compared in the same way as adjectives and adverbs:

- Positive: *peu de* (few, little), *beaucoup de* (many, much): *Les élèves ont beaucoup de devoirs.* (The students have a lot of work.)
- Comparative: *moins de* (fewer than), *plus de* (more than):

J'ai moins de matières que toi. I have fewer subjects than you.

Un chien mange plus de viande que de légumes. A dog eats more meat than vegetables.

- Superlative: *le moins de* (the least), *le plus de* (the most):

Elle fait le moins de travail de la classe. She does the least work in the class.

Tu fais le plus de fautes de tous les élèves. You make the most mistakes of all the students.

In order to form the comparative and superlative of nouns correctly, take note of the following rules:

- In the comparative, nouns can be used to compare two or more things in one sentence by introducing a second element with *que* (than):

J'ai moins de devoirs que toi. I have less homework than you.

Tu as plus de travail que moi. You have more work than I.

The second element of the comparison may be a noun, a stress pronoun, a possessive pronoun, or a clause:

Noun: *J'ai plus de bonnes notes que ces élèves.*
(I have more good grades than those students.)

Stress Pronoun: *Il a plus de livres que moi.*
(He has more books than I.)

Possessive Pronoun: *Ma classe a plus d'élèves que la tienne.*
(My class has more students than yours.)

Clause: *Une girafe mange plus d'herbe que je ne le pensais.*
(A giraffe eats more grass than I thought.)

- To express “in” or “of” in a superlative sentence, use the preposition *de* + definite article: *Il fait le plus de travail de tous les professeurs.* (He does the most work of all the teachers.)

Plus and Moins

Because *plus* and *moins* are adverbs, they are always preceded by *le*, despite the number and gender of the noun being compared. This is true only in the superlative:

Cette fille court le plus vite. This girl runs the fastest.

Ces femmes travaillent le plus dur. These women work the hardest.

COMPARISONS OF EQUALITY

Comparisons of equality show that two things are the same. Follow these simple formulas:

- *aussi* + adjective or adverb + *que* (as . . . as):

Elle est aussi intelligente que son frère. She is as intelligent as her brother.

Je parle français aussi bien que toi. I speak French as well as you.

Si usually replaces *aussi* in negative comparisons: *Il n'est pas si paresseux que ça.* (He's not all that lazy.)

- *autant de* + noun + *que* (as much/many . . . as):

Il a autant d'amis que toi. He has as many friends as you.

Je n'ai pas autant de patience que mon mari. I don't have as much patience as my husband.

- *autant que* + noun or pronoun (as much/many . . . as): *Elle lit autant que son frère et moi.* (She reads as much as her brother and I [do].)

COMPARATIVE AND SUPERLATIVE EXPRESSIONS

The following comparative and superlative expressions will help you speak more colloquially:

- *Faire de son mieux* (to do one's best): *Nous faisons tous de notre mieux.* (We all do our best.)
- *Le plus (moins) possible* (as much [little] as possible): *Ce garçon fait le plus possible.* (This boy does as much as possible.)
- *Le plus (moins) . . . possible* (as . . . as possible): *Elle travaille le moins vite possible.* (She works as slowly as possible.)
- *Plus . . . plus* (the more . . . the more): *Plus on travaille, plus on gagne.* (The more you work, the more you earn.)
- *Moins . . . moins* (the less . . . the less): *Moins on étudie, moins on apprend.* (The less you study, the less you learn.)
- *Plus . . . moins* (the more . . . the less): *Plus on mange, moins on a faim.* (The more you eat, the less hungry you are.)
- *De plus en plus* (more and more): *Tu apprends de plus en plus vite.* (You learn more and more quickly.)
- *De moins en moins* (less and less): *Les élèves se reposent de moins en moins.* (The students rest less and less.)
- *De mieux en mieux* (better and better): *Vous parlez français de mieux en mieux.* (You speak French better and better.)
- *Tant bien que mal* (so-so, rather badly): *Il cuisine tant bien que mal.* (He cooks rather badly.)
- *Tant mieux (pis)* (so much the better [worse]): *Il arrive aujourd'hui. Tant mieux.* (He's arriving today. So much the better.)

THE SUBJUNCTIVE AFTER SUPERLATIVE EXPRESSIONS

The subjunctive is used after superlative expressions showing an opinion, a feeling, or an emotion: *le premier* (the first); *le dernier* (the last); *le seul* (the only); *l'unique* (the only); *le meilleur* (the best).

Le français est la meilleure langue qu'on puisse étudier.

French is the best language you can study.

Ce plan est le pire qu'on puisse acheter.

This map is the worst that you can buy.

The indicative is used after a superlative when a fact is stated and no opinion on the part of the speaker is involved. The indicative is also used after the superlative of an adverb:

C'est mon meilleur élève qui est absent. It's my best student who is absent.

Il court le plus vite qu'il peut. He is running as fast as he can.



TIME'S UP!

Without looking back, see if you can use comparisons to do the following:

1. Compare two animals.
2. Compare two classroom subjects.
3. Compare two people, using adjectives.
4. Use the superlative to describe a person you know.
5. Compare the way in which two people do things, using adverbs.
6. Use the superlative to say what someone does best.
7. Say that you have more work than I.
8. Make a comparison of equality between you and a family member.
9. Say that you have as much patience as your friend.
10. Use the subjunctive to say that this is the best book you can buy.



Meeting Your Needs on the Road and Elsewhere

MASTER THESE SKILLS

.....

- Acquiring hotel accommodations
 - Using the subjunctive
 - Using relative pronouns
-

In this lesson you'll learn all there is to know about selecting the proper accommodations and getting the facilities and services you require. You'll also learn more about the subjunctive and how to make exclamations and use relative pronouns.

HOTEL ACCOMMODATIONS AND AMENITIES

Here is a list of the amenities you may desire when staying in a hotel:

air conditioning	la climatisation
a bellhop	un bagagiste
a concierge	un/une concierge
a doorman	un portier
an elevator	un ascenseur
a fitness center	une salle de gym, un club santé
a gift shop	une boutique
maid service	la gouvernante
parking	un parking
a restaurant	un restaurant
room service	le service aux chambres
rooms for the disabled	des chambres accessibles aux handicapés
a safe	un coffre-fort
a television	une télévision
tennis courts	des courts (m.) de tennis

Room Needs

When booking a room, if you have a preference as to view or location, you can make your wishes known by saying the following: *Je voudrais avoir une chambre (avec) . . .* (I would like to have a room [with] . . .):

a balcony	un balcon
a garden	un jardin
a terrace	une terrasse
on the courtyard	côté cour
on the garden	côté jardin
on the sea	côté mer

If you've found that you are missing something you need, use the following words and expressions to get what you desire:

I would like . . .	Je voudrais . . .
I need . . .	Il me faut . . ./J'ai besoin de (d') . . .
I am missing . . .	Il me manque . . .
a bar of soap	une savonnette
a blanket	une couverture
a hair dryer	un sèche-cheveux
a pillow	un oreiller
a towel	une serviette
a transformer	un transformateur
hangers	des cintres (m.)
toilet paper	un rouleau de papier hygiénique

Not all hotel rooms in Europe have private bathroom facilities. If that is what you want, ask the following: *Les chambres ont-elles une salle de bain privée?* (Do the rooms have private bathrooms?)

EXCLAMATIONS

Exclamations can be used to give your positive or negative opinion about something. Make sure to use an exclamation and exclamation point (!) after it. Use one of the forms of *quel* below and an appropriate adjective to express your pleasure or displeasure, with the phrase: What a . . . ! or How much/many . . . !

	MASCULINE	FEMININE
Singular	quel	quelle
Plural	quels	quelles

Make sure that *quel* agrees with the noun it is modifying and that any adjectives used also agree and are in their proper position:

Quel bel hôtel!	What a beautiful hotel!
Quelle chambre luxueuse!	What a luxurious room!
Quels bons restaurants!	What great restaurants!
Quelles grandes piscines!	What large pools!

MORE USES OF THE SUBJUNCTIVE

The Subjunctive in Third Person Commands

The subjunctive is used in third person singular or plural commands:

Qu'il entre!	Let him come in!
Qu'elle fasse le lit!	Let her make the bed!
Qu'ils réussissent!	May they succeed!
Vive la République!	Long live the Republic!

The Subjunctive After Conjunctions

The subjunctive is used after certain conjunctions when uncertainty, doubt, purpose, anticipation, or indefiniteness is implied.

Conjunctions are words that connect and relate vocabulary words and pronouns, as well as two clauses in a sentence. You use them repeatedly in speaking and writing. Conjunctions do not change their form to indicate meaning.

You may use the subjunctive with the following conjunctions.

- That express time:

en attendant que	until
jusqu'à ce que	until
avant que	before
J'attendrai jusqu'à ce que le portier vienne.	I'll wait until the porter comes.

- That express purpose:

afin que	in order that
pour que	in order that
de façon que	so that
de sorte que	so that
de manière que	so that
Je partirai afin que la bonne puisse ranger la chambre.	I'll leave so that the maid can straighten the room.

- That express condition:

à condition que	provided that
-----------------	---------------

pourvu que	provided that
------------	---------------

à moins que	unless
-------------	--------

Je resterai dans cet hôtel à condition qu'ils aient une piscine.	I'll stay in this hotel provided that they have a pool.
--	---

- That express concession:

bien que	although
----------	----------

encore que	although
------------	----------

quoique	although
---------	----------

Je prendrai cette chambre bien qu'elle soit petite.	I'll take this room although it's small.
---	--

- That express negation:

sans	without
------	---------

Le portier est parti sans que je le sache.	The doorman left without my knowing it.
--	---

- That express fear:

de peur que	for fear that
-------------	---------------

de crainte que	for fear that
----------------	---------------

Je téléphone de crainte que la bonne ne vienne pas.	I'm calling for fear that the maid isn't coming.
---	--

In affirmative sentences, *à moins que*, *avant que*, *de peur que*, and *de crainte que* are followed by *ne* before the verb, despite the fact that *ne* has no meaning: *La bonne frappe à la porte de peur qu'elle ne nous dérange.* (The maid knocks for fear that she will disturb us.)

With some conjunctions (*afin*, *avant*, *sans*, *de crainte*, *de peur*), the subjunctive may be avoided when the subjects of the main clause (can stand alone as a sentence) and the dependent clause (cannot stand alone as a sentence) are the same. In these cases, the words are used as prepositions, and you need to change *que* to *de* and add an infinitive:

Le bagagiste frappera à la porte
avant d'entrer.

The bellhop will knock before
entering.

J'ai attendu afin de voir le
concierge.

I waited in order to see the
concierge.

Conjunctions That Take the Indicative

The following conjunctions take the indicative, not the subjunctive:

après que	after
aussitôt que	as soon as
parce que	because
pendant que	while
peut-être que	perhaps
puisque	since
tandis que	while, whereas

Elle rangera notre chambre
tandis qu'il répare le câble.

She will straighten our room while
he fixes the cable.

Je retournerai à la chambre
pendant que tu nages.

I will return to the room while you
are swimming.

The Subjunctive in Relative Clauses

Use the subjunctive in a relative clause if the antecedent (the person or thing mentioned in the main clause) is indefinite, desired but not yet found, or nonexistent (or whose existence is in doubt):

Je cherche un hôtel qui soit
confortable.

I'm looking for a comfortable hotel.

Connaissez-vous quelqu'un
qui puisse m'aider?

Do you know anyone who can
help me?

Je ne peux trouver personne qui
connaisse ce numéro de téléphone.

I can't find anyone who knows that
phone number.

NOTE

In relative clauses, the *que* (that) that usually joins the clauses is replaced by *qui* (who).

RELATIVE PRONOUNS

A relative pronoun (who, which, that) joins a main clause to a dependent clause. This pronoun introduces the dependent clause that describes someone or something mentioned in the main clause. The person or thing the pronoun refers to is called the antecedent. A relative clause may serve as a subject, a direct object, or an object of a preposition.

	ANTECEDENT		NO ANTECEDENT	
	Person	Thing	Place/Time	Clause
Subject	qui	qui	qui	ce qui
Direct object	que (qu')	que (qu')	que (qu')	ce que (qu')
Object of <i>de</i>	dont	dont	dont	ce dont
Object of all prepositions	qui/lequel	lequel/ laquelle	où/lequel	lesquels/ lesquelles

NOTE

Although frequently omitted in English, the relative pronoun is always expressed in French: *C'est un pays que j'adore.* (It's a country [that] I love.)

The verb of a relative clause introduced by *qui* is conjugated to agree with its antecedent: *C'est moi qui choisais toujours de bons hôtels.* (I am the one who always chooses good hotels.)

Qui (Subject) and Que (Direct Object)

Qui (who, which, that) is the subject of a relative clause, which means that it will be followed by a verb in the dependent clause. *Qui* may refer to people, things, or places. Use the following formula to construct the sentence: antecedent (noun or pronoun) + *qui* + verb.

He's the man who won a prize.	C'est l'homme qui a gagné un prix.
It's the hotel that won a prize.	C'est l'hôtel qui a gagné un prix.
The hotel on the ocean won a prize.	L'hôtel qui donne sur l'océan a gagné un prix.

Que (whom, which, that) is the direct object of a relative clause (which means that it will be followed by a noun or pronoun). *Que* may refer to people or things. Use the following formula to construct your sentences: antecedent (noun or pronoun) + *que* + noun or pronoun + verb.

He's a man (whom) I love.	C'est un homme que j'adore.
It's a hotel (that) I love.	C'est un hôtel que j'adore.
France is a country (that) I have visited.	La France est un pays que j'ai visité.

Because *que* serves as a direct object and precedes the verb of the dependent clause, the past participle of a verb in a compound tense must agree with the antecedent of *que* (the noun or pronoun in the main clause): *Voici les livres qu'il a écrits.* (Here are the books he wrote.)

Qui and Lequel (Objects of a Preposition)

Qui (whom) is used as the object of a preposition referring to a person: *Michel est le garçon avec qui je voyage.* (Michael is the boy with whom I am traveling.)

Lequel (*laquelle, lesquels, lesquelles*) (which, whom) is used as the object of a preposition referring primarily to things. It is used to refer to people with the prepositions *entre* (between) and *parmi* (among) and to clarify the gender and number of an ambiguous antecedent. The form of *lequel* must agree with the antecedent.

That's the inn in which my family is staying.	C'est l'auberge dans laquelle ma famille reste.
There are the people among whom I was sitting.	Voilà les gens parmi lesquels j'étais assis.
My sister's friend, with whom I'm going out, is handsome.	L'ami de ma soeur, avec lequel je sors, est très beau.

In the last example, *whom* can refer to friend or sister; *lequel* clarifies that the speaker is referring to the friend (m.).

Remember that *lequel* and its forms contract after the prepositions *à* and *de* (see Chapter 13:00):

That's the hotel to which I will be going.	C'est l'hôtel auquel j'irai.
That is the movie about which he spoke.	C'est le film duquel il a parlé.

Dont

Dont is used with verbs and expressions requiring *de* and means “about, of, or from whom” or “about, of, from which.” *Dont* immediately follows its antecedent and may refer to people, places, or things.

That's the woman about whom everyone is speaking.	C'est la femme dont (de qui) tout le monde parle.
---	---

That's the city I came back from.	C'est la ville dont (d'où) je suis revenue.
There's the pen (that) I need.	Voici le stylo dont (duquel) j'ai besoin.

Note the following about the use of *dont*:

- *Dont* may not follow compound prepositions (prepositions made up of two or more words) such as: *à côté de*, *près de*, *en face de*, etc. In these cases, use *de qui* or *de + a form of lequel*:

That's the girl next to whom Eric sat.	C'est la fille à côté de qui Éric s'est assis.
--	--

That's the café near which the theater is located.	C'est le café près duquel se trouve le théâtre.
--	---

- *Dont* has a special position when it is used to express possession or relationship. In these cases, the definite article (not the possessive adjective) is used:

That's the girl whose father I know.	C'est la fille dont je connais le père.
--------------------------------------	---

I know a girl whose father is a doctor.	Je connais une fille dont le père est docteur.
---	--

- To refer to people or things, *dont* is generally preferred to *de qui* or *de + a form of lequel*:

It's that man about whom I am speaking.	C'est cet homme dont je parle.
---	--------------------------------

There's the book I need.	Voilà le livre dont j'ai besoin.
--------------------------	----------------------------------

Où

The relative pronoun *où* (where, in which, on which, when, that) is used to indicate “a specific time when” or “the place where” and replaces *dans*, *à*, and *sur + a form of lequel*.

I remember the day (that) I met him.	Je me souviens du jour où j'ai fait sa connaissance.
--------------------------------------	--

It's the city where she was born.	C'est la ville où elle est née.
-----------------------------------	---------------------------------

Ce Qui, Ce Que, Ce Dont

The relative pronouns *ce qui*, *ce que*, and *ce dont* are used when there is no antecedent noun as follows:

- *Ce qui* means “what (that which)” and is the subject of a verb:
Je me demande ce qui s’est passé. (I wonder what happened.)
- *Ce que* means “what (that which)” and is the object of a verb:
Je sais ce que ça veut dire. (I know what that means.)
- *Ce dont* means “what (that of which)” and is used with expressions taking *de*: *S’il vous plaît, donnez-moi ce dont j’ai besoin.*
(Please give me what I need.)

NOTE

Ce qui, *ce que*, and *ce dont* are used after the pronoun *tout* to express “everything that” or “all that”:

I like everything that is French. *J’adore tout ce qui est français.*

I didn’t hear everything you said. *Je n’ai pas entendu tout ce que vous avez dit.*

You have all that I need. *Vous avez tout ce dont j’ai besoin.*



TIME’S UP!

After studying the material in this chapter, you should be able to do the following without looking back:

1. Ask the concierge if the hotel has a garage.
2. Say you want a room with an ocean view.
3. Say you need a pillow.
4. Use an exclamation to say: “What a great room!”
5. Use the subjunctive to say: “Let them come in!”
6. Say that you will stay at the hotel provided there are tennis courts.
7. Say that you’re searching for a luxurious hotel.
8. Ask if there’s a person who speaks English.
9. Say: “That’s the room I want.”
10. Say that you have everything that you need.



Speaking of Food

MASTER THESE SKILLS

.....

- Using adverbs and nouns of quantity and the partitive
 - Selecting an eating establishment and getting started
 - Selecting meats, poultry, and fish
 - Selecting vegetables and fruits
 - Cooking to perfection
 - Using or avoiding herbs, condiments, and spices
 - Selecting a drink and a dessert
 - Using proper restaurant etiquette
 - Using *en* for efficient speech
-

In this chapter you'll learn how to buy the quantity of food you want and how to order in a restaurant.

QUANTITIES

Should you decide to purchase food in a French market, you'll want to be able to express the correct quantity. In the French-speaking world, the metric system is used for measuring quantities of food: Liquids are measured in liters, and solids are measured in kilograms. If you are accustomed to dealing with ounces, pounds, pints, quarts, and gallons, use this quick conversion chart:

Measurement Conversion Chart

<u>APPROXIMATE SOLID MEASURES</u>	<u>APPROXIMATE LIQUID MEASURES</u>
1 ounce = 28 grams	1 ounce = 30 milliliters
1/4 pound = 125 grams	16 ounces (1 pint) = 475 milliliters
1/2 pound = 250 grams	32 ounces (1 quart) = 950 milliliters (approximately 1 liter)
3/4 pound = 375 grams	1 gallon = 3.75 liters
1.1 pounds = 500 grams	
2.2 pounds = 1,000 grams (1 kilogram)	

Adverbs and adjectives of quantity also help you to generalize or be more specific about the amounts you need. They are used to give a less specific amount:

as much, many	autant de	more	plus de
enough	assez de	much, many	beaucoup de
how much, many	combien de	so much, many	tant de
less, fewer	moins de	too much, many	trop de
little, few	peu de		

I don't have enough meat.

Je n'ai pas assez de viande.

Nouns of Quantity

Nouns of quantity allow for a measurement based on weight or on the type of container.

two pounds of	un kilo de	a half pound of	deux cent cinquante grammes de
---------------	------------	-----------------	--------------------------------------

a bag of	un sac de	a jar of	un bocal de
a bottle of	une bouteille de	a package of	un paquet de
a box of	une boîte de	a liter of (bottle)	un litre de
a can of	une boîte de	a slice of	une tranche de
a dozen	une douzaine de		

Adverbs and nouns of quantity are followed by *de* to express “of.” No definite article is used: *Donnez-moi assez (cinq cents grammes) de viande, s’il vous plaît.* (Please give me enough [a pound of] meat.)

THE PARTITIVE

Another way to ask for an indefinite quantity is to use the partitive, which says that you want part of a whole (“some” or “any”). Before a noun, the partitive is generally expressed by *de* + the definite article:

PARTITIVE	USED BEFORE	EXAMPLE
du	masculine singular nouns beginning with a consonant	du café (some coffee)
de la	feminine singular nouns beginning with a consonant	de la viande (some meat)
de l’	any singular noun beginning with a vowel	de l’eau (some water)
des	all plural nouns	des fruits (some fruits)

Note the following about the use of the partitive:

- Although the partitive *some* or *any* may be omitted in English, it may not be omitted in French and must be repeated before each noun: *Je prendrai des spaghettis et de la salade.* (I will have spaghetti and salad.)
- In a negative sentence, the partitive *some* or *any* is expressed by *de* without the article: *Non, merci. Je ne veux pas de viande.* (No, thank you. I don’t want any meat.)
- Before a singular adjective preceding a singular noun, the partitive is expressed regularly: *Il boit du bon cidre.* (He is drinking good cider.)
- Before a plural adjective preceding a plural noun, the partitive is expressed by *de* alone: *Ce sont de bons légumes.* (They are good vegetables.)

The following nouns and adverbs of quantity are followed by *de* + definite article:

most	la plupart	the majority	la majorité
a good many (deal)	bien	the majority	la plus grande partie

Most people like this restaurant.	La plupart des gens aiment ce restaurant.
-----------------------------------	---

- The adjectives *plusieurs* (several) and *quelques* (some) modify the noun directly: *J'adore plusieurs (quelques) légumes.* (I like several [some] vegetables.)
- The partitive is not used with *sans* (without) and *ne . . . ni . . . ni* (neither . . . nor): *Je prendrai du café sans lait.* (I'll take coffee without milk.) *Elle ne boit ni café ni thé.* (She doesn't drink coffee or tea.)

Using the Definite or Indefinite Article or the Partitive

Use *un* or *une* when speaking about one portion or serving. Use an adverb or noun of quantity or the partitive to express amounts:

A coffee, please.	Un café, s'il vous plaît.
A cup of coffee, please.	Une tasse de café, s'il vous plaît.
Some coffee, please.	Du café, s'il vous plaît.

Use the partitive to express “some” or “part” of something. Use the definite article (*le, la, l', les*) with nouns in a general sense:

J'adore le chocolat.	I love chocolate (in general).
Donne-moi du chocolat.	Give me some chocolate.

EATING ESTABLISHMENTS

France offers a wide variety of eating establishments to suit your hunger and your pocketbook, whether you are eating breakfast (*le petit déjeuner*), lunch (*le déjeuner*), dinner (*le dîner*), or an early afternoon snack (*le goûter*):

an inn	une auberge
a small informal neighborhood pub or tavern	un bistro
a large café serving quick meals	une brasserie
a small neighborhood café	un café

a self-service restaurant	une cafétéria/un self
a stand or restaurant serving <i>crêpes</i> (filled pancakes)	une crêperie
a fast-food chain restaurant	un fast-food

FOODS

Whether you are dining in or out, knowing the names of the foods you like, in French, will help you to get exactly what you want. The tables and lists that follow will help you with your choices from soup to nuts, and will serve as useful tools in deciphering a French menu.

NOTE

The French enjoy a before-dinner *apéritif*, which is touted as an appetite stimulant. Among the more popular varieties are vermouth, such as Dubonnet (a flavored wine made from red or white grapes), and Cinzano, Pernod, and Ricard (licorice-flavored drinks made from anise).

Appetizers (*Les Hors-d'oeuvre*)

Appetizers are an important part of a typical French meal. Tell your waiter: *Pour commencer, je prendrai . . .* (To begin, I'll have . . .). Then choose from these appetizers:

des crudités variées	sliced raw vegetables, usually in a vinaigrette sauce
des escargots	snails
du foie gras	fresh goose liver mousse and toasted French bread
du pâté	pureed chicken or duck liver mousse or other meat
de la quiche lorraine	egg custard tart served with bacon or ham

Soups (*Les Soupes*)

You can expect to find the following soups on a French menu:

la bisque	creamy soup made with crayfish or lobster
la bouillabaisse	seafood stew
le consommé	clear broth
la petite marmite	rich consommé with vegetables and meat

le potage	thick soup with pureed vegetables
la soupe à l'oignon	onion soup served with bread and cheese
le velouté	creamy soup

Main Meals (*Les Plats Principaux*)

For your main dish you will probably want some meat, poultry, or fish. Whether you go to the butcher (*à la boucherie*), to the delicatessen (*à la charcuterie*), or to a restaurant, the names of these items will come in handy. To make your selection, say: *Je voudrais . . .* (I would like [some] . . .):

Meats (*Les Viandes*)

du boeuf	beef	du rosbif	roast beef
du jambon	ham	des saucisses (f.)	sausage
de l'agneau (m.)	lamb	une entrecôte (f.)	sirloin steak
du gigot d'agneau	leg of lamb	du bifteck	steak
du porc	pork	du veau	veal
une côte de boeuf	prime rib		

Fowl and Game (*La Volaille et le Gibier*)

du poulet	chicken	de la dinde	turkey
du canard	duck	du chevreuil	venison
de l'oie (f.)	goose		

Fish and Seafood (*Le Poisson et les Fruits de Mer*)

des anchoiss (f.)	anchovies	des huîtres (f.)	oysters
de la perche	bass	des coquilles	scallops
de la palourde	clam	Saint-Jacques (f.)	
du cabillaud	codfish	des crevettes (f.)	shrimp
du crabe	crab	des escargots (m.)	snails
du carrelet	flounder	de la sole	sole
des cuisses (f.)	frogs' legs	de la truite	trout
de grenouille		du thon	tuna
des moules (f.)	mussels		

Salad (La Salade)

The list below gives the names of vegetables, fruits, and nuts that you might like in your salad.

Vegetables (Les Légumes)

des asperges (f.)	asparagus	des champignons (m.)	mushrooms
des haricots verts (m.)	beans (green)	de l'oignon (m.)	onion
du chou	cabbage	des petits pois (m.)	peas
des carottes (f.)	carrots	du piment, du poivron	pepper
du maïs	corn	des pommes de terre	potato
du concombre	cucumber	du riz	rice
de l'aubergine (f.)	eggplant	une tomate	tomato
de la laitue	lettuce	de la courgette	zucchini

Fruits (Les Fruits)

une pomme	apple	de la limette, du citron vert	lime
une banane	banana	des orange (f.)	oranges
des myrtilles (f.)	blueberries	de la poire (f.)	pears
des cerises (f.)	cherries	des raisins sec (m.)	raisins
des raisins	grapes	des framboises (f.)	raspberries
du citron	lemon	des fraises (f.)	strawberries

Nuts (Les Nois)

des amandes (f.)	almonds	des noisettes (f.)	hazelnuts
des marrons (m.)	chestnuts	des noix (f.)	walnuts

Eggs (*Les Oeufs*)

Eggs are quite popular in France, but not for breakfast. Refer to the list below to get eggs prepared the way you like them:

brouillés	scrambled	une omelette	omelette
à la coque	soft-boiled	au plat	fried
durs	hard-boiled	pochés	poached

NOTE

Un oeuf (one egg) is pronounced uhN nuf; *des oeufs* (more than one egg) is pronounced day zuh (the *f* is unpronounced).

Menu Terms

Menu terms often offer a description of how the dish is prepared. These terms will help you select a dish that suits your tastes:

Sauces (*Les Sauces*)

à la bonne femme	white wine sauce with vegetables
béarnaise	butter-egg sauce flavored with wine, shallots, and tarragon
blanquette	creamy egg and white wine sauce for stew
daube	stew with red wine, onions, and garlic
hollandaise	egg yolk butter sauce with lemon juice or vinegar
jardinière	with vegetables
maître d'hôtel	butter sauce with parsley and lemon juice
mornay	white sauce with cheese
rémolade	mayonnaise flavored with mustard and herbs

Cooking It to Perfection

To ensure that your entree is cooked to your liking, specify the following by saying: *Je le (la, les) voudrais . . .* (I want it . . .):

baked	cuit au four	in juices	au jus
boiled	bouilli(e)(s)	mashed	en purée
fried	frit(e)(s)	medium	à point
grilled	grillé(e)(s)	rare	saignant

roasted	rôti(e)(s)	very rare	bleu(e)(s)
sautéed	sauté(e)(s)	well-done	bien cuit(e)(s)
steamed	à la vapeur		

Herbs, Condiments, and Spices (*Les Herbes, les Condiments, et les Épices*)

Use the phrase *Je voudrais . . .* (I would like [some] . . .) to specify what herbs and spices you like.

bay leaf	de la feuille de laurier	lemon	du citron
butter	du beurre	mayonnaise	de la mayonnaise
dill	de l'aneth (m.)	oil	de l'huile (f.)
garlic	de l'ail (m.)	parsley	du persil
horseradish	du raifort	pepper	du poivre
jam, jelly	de la confiture	salt	du sel
		sugar	du sucre

Drinks (*Les Boissons*)

When you would like a beverage (*une boisson*), look for something from the list below:

beer	de la bière
champagne	du champagne
coffee	du café
with milk	au lait
with cream	crème
black	noir
decaffeinated	décaféiné
juice	du jus
mineral water	de l'eau (f.) minérale
carbonated	gazeuse
noncarbonated	plate
milk	du lait
soda	du soda
tea	du thé
with lemon	au citron
with sugar	sucré
wine	du vin

 **NOTE**

If you want to be specific about a type of juice, use *de* + the name of the fruit: *le jus d'orange* (orange juice).

The French often drink wine with their dinner. The glass in which the wine is served depends on the type of wine you have selected: red, white, rosé, or champagne. Prices for table wines are generally low because they are lesser-quality wines. The wines you may order include the following:

red wine	le vin rouge	sparkling wine	le vin mousseux
white wine	le vin blanc	champagne	le champagne

Desserts (Les Desserts)

Desserts are always a sweet ending to a delicious meal. Consider ordering one of the following:

des beignets (m.)	fritters
des biscuits (m.)	cookies
une charlotte	sponge cake and pudding
des choux (m.) à la crème	cream puffs
du gâteau (m.)	cake
de la glace	ice cream
des oeufs (m.) à la neige	meringues in a custard sauce
des profiteroles (f.)	cream puffs with chocolate sauce
une tarte	pie
du yaourt (m.)	yogurt

Ice Cream (Glace)

For the type and flavor (*le parfum*) of ice cream you prefer, ask for:

a cone	un cornet	vanilla	à la vanille
a cup	une coupe	strawberry	à la fraise
chocolate	au chocolat		

Cheese (Fromage)

In France, it is quite customary to serve a plate of cheese (*du fromage*) as one of the courses after the main dish. Popular cheeses include: *boursin*, *brie*, *camembert*, *chèvre*, *munster*, *port-salut*, and *roquefort*.

Table Settings

If something is missing from your place setting, or if you need something additional at the table, ask your server as follows: *Il me faut . . .* (I need [a] . . .):

bowl	un bol
dinner plate	une assiette
fork	une fourchette
glass	un verre
knife	un couteau
menu	un menu, une carte
napkin	une serviette
pepper shaker	un poivrier
saltshaker	une salière
soup bowl	une assiette à soupe
teaspoon	une cuillère à café

Restaurant Etiquette

When reserving a table, you can use the following information: *Je voudrais réserver une table . . .* (I would like to reserve a table . . .):

for this evening	pour ce soir
for tomorrow evening	pour demain soir
for Saturday night	pour samedi soir
for six people	pour six personnes
at 8:30 P.M.	à huit heures et demie

To find out about the menu, you would ask:

What is today's specialty?	Quel est le plat du jour?
What do you recommend?	Qu'est-ce que vous recommandez?
What is the house specialty?	Quelle est la spécialité de la maison?

Good manners dictate that when your meal arrives, you wish your fellow diners *bon appétit* (a hearty appetite).

Dietary Restrictions

Whether because of personal preference or in order to follow the advice of a doctor, it is very important to be able to express any dietary restrictions you might have:

I am on a diet.	Je suis au régime.
I'm a vegetarian.	Je suis végétarien(ne).
I can't have . . .	Je ne tolère . . .
any dairy products	aucun produit laitier
any shellfish	aucun fruit de mer
I'm looking for a dish (that is) . . .	Je cherche un plat . . .
kosher	kasher
low in fat	léger en matières grasses
low in sodium	léger en sodium
nondairy	non-laitier
salt-free	sans sel
sugar-free	sans sucre

Problems

If your meal isn't up to par, explain the problem using the phrases below:

It . . .	Il (Elle) . . .
is cold	est froid(e)
is too rare	n'est pas assez cuit(e)
is overcooked	est trop cuit(e)
is too salty	est trop salé(e)
is spoiled	est tourné(e)
is bitter	est aigre

At the end of the meal, to ask for the check, you would say: *L'addition, s'il vous plaît.*

EN

The pronoun *en* refers to previously mentioned things or places. *En* usually replaces *de* + noun and may mean any of the following:

some or any (of it/them)

about it/them

from it/them

from there

Je veux de la salade. I want some salad.

J'en veux. I want some (of it).

Elle ne veut pas de fruits. She doesn't want any fruit.

Elle n'en veut pas. She doesn't want any (of them).

Tu parles du café. You speak about the café.

Tu en parles. You speak about it.

Ils sortent du restaurant. They leave the restaurant.

Ils en sortent. They leave it.

Note the following about *en*:

- *En* is always expressed in French even though it may have no English equivalent or may not be expressed in English:

As-tu de l'argent? Do you have any money?

Oui, j'en ai. Yes, I do.

- *En* is placed before the verb to which its meaning is tied, usually before the conjugated verb. When there are two verbs, *en* is placed before the infinitive:

J'en prends. I take (eat) some.

Je n'en prends pas. I don't take (eat) any.

Je (ne) vais (pas) manger I'm (not) going to eat some (any) cake.
du gâteau.

Je (ne) vais (pas) en I'm (not) going to eat some (any).
manger.

- In an affirmative command, *en* changes position and is placed immediately after the verb and is joined to it by a hyphen. The familiar command forms of *-er* verbs (regular and irregular) retain their final *s* before *en*. This is to prevent the clash of two vowel sounds. Remember to put a liaison (linking) between the final consonant and *en*:

Manges-en! Eat some! (familiar)
(mahNzh zahN)

Mangez-en! Eat some! (polite/plural)
(mahN-zhay zahN)

- *En* is used with idiomatic expressions requiring *de*:

J'ai besoin d'une I need a fork.
fourchette.

J'en ai besoin. I need one.

- *En* is used to replace a noun (*de* + noun) after a number or a noun or adverb of quantity:

Il prépare deux He is preparing two sandwiches.
sandwiches.

Il en prépare deux. He is preparing two (of them).

Il boit une tasse de thé. He is drinking a cup of tea.

Il en boit une tasse. He is drinking a cup of it.

Il a beaucoup de tartes. He has a lot of pies.

Il en a beaucoup. He has a lot (of them).

- *En* may be used in place of *de* + noun only when referring to people in a group or in an indefinite sentence. In all other instances, a stress pronoun is used:

J'ai beaucoup d'amis. I have a lot of friends.

J'en ai beaucoup. I have a lot of them.

Je parle de Michel. I speak about Michael.

Je parle de lui. I speak about him.

The following are some common expressions with *en*:

avoir envie de	to feel like
J'ai envie de sortir.	I feel like going out.
J'en ai envie.	I feel like it.
avoir besoin de	to need
J'ai besoin du crayon.	I need the pencil.
J'en ai besoin.	I need it.
avoir assez de	to have enough of
J'ai assez de gâteau.	I have enough cake.
J'en ai assez.	I have enough of it.
penser de	to think about
Que penses-tu de cette idée?	What do you think of that idea?
Qu'en penses-tu?	What do you think of it?
s'en aller	to leave, go away
Je m'en vais.	I'm leaving.
s'en faire	to worry
Ne vous en faites pas.	Don't worry about it.
se servir de	to use
Je me sers d'un couteau.	I use a knife.
Je m'en sers.	I use one (it).
se soucier de	to care about
Je me soucie de mes affaires.	I care about my business.
Je m'en soucie.	I care about it.

se souvenir de	to remember
Je me souviens de la date.	I remember the date.
Je m'en souviens.	I remember it.

 **NOTE**

Two very colloquial expressions that are commonly used are:

- J'en ai marre. I am fed up.
- Je m'en fiche. I don't care./I don't give a damn.



TIME'S UP!

Although many foods were mentioned in this lesson, try not to look back while doing the following:

1. Ask the butcher for 500 grams of meat.
2. Say that you will begin your meal with snails.
3. Name a vegetable you like.
4. Say you want your dish cooked medium.
5. Order a dessert.
6. Say you need another glass because yours is dirty.
7. Reserve a table for this evening for four people at 9:30 P.M. on the terrace.
8. Ask for today's specialty.
9. Explain that you can't have any dairy products.
10. Ask for the check.



Medically Speaking

MASTER THESE SKILLS

.....

- Going to the pharmacy
 - Using prepositional modifiers
 - Expressing medical problems
 - Going to the doctor
 - Asking and answering “how long?”
-

In this chapter you'll learn how to get the drugstore items and medical attention you need. You'll also learn to express how long something has been going on.

AT THE PHARMACY

If you've accidentally left a toiletry article at home, run out of something you need, or are just feeling under the weather, you'll probably want to take a fast trip to a local pharmacy.

- *Une pharmacie*, easily identifiable by a green cross above the door, sells prescription drugs, over-the-counter medications, items intended for personal hygiene, and some beauty products. When the pharmacy is closed, there may be a sign on the door indicating where to find an open all-night pharmacy (*une pharmacie de garde*).
- *Une parapharmacie* sells vitamins, herbal remedies, supplements, and dietetic products along with beauty and personal hygiene products.
- *Une droguerie* does not dispense prescriptions but sells chemical products, paints, household cleansers and accessories (such as mops, brooms, and buckets), and some hygiene and cosmetic products.
- *Un drugstore*, which resembles a small department store, does not sell prescription medicine. Its varied departments sell personal hygiene items, books, magazines, newspapers, records, maps, guides, gifts, and souvenirs. You may find fast-food restaurants, a bar, and even a movie theater at some of these establishments.

To ask for an over-the-counter cure, you would say: *Avez-vous un remède pour . . . ?* (Do you have a cure for . . . ?)

To fill a prescription, tell the druggist:

I need this medication.

Il me faut ce médicament.

Could you please fill this prescription (immediately)?

Pourriez-vous préparer (immédiatement) cette ordonnance, s'il vous plaît?

If you're looking for a product you can purchase off the shelf, begin by saying to a clerk:

I'm looking for . . .

Je cherche . . .

I need . . .

Il me faut . . .

Do you carry . . .

Avez-vous . . . ?

Then use the words below to express your needs:

antacid

un antiacide

antihistamine

un antihistaminique

antiseptic

un antiseptique

aspirin

des aspirines (f.)

bandages	des pansements (m.)
brush	une brosse
condoms	des préservatifs (m.)
deodorant	du déodorant
laxative	un laxatif
moisturizer	de la crème hydratante
mouthwash	un bain de bouche
razor (electric)	un rasoir (électrique)
sanitary napkins	des serviettes (f.) hygiéniques
shampoo	du shampoing
shaving cream	de la crème à raser
soap (bar)	une savonnette
tampons	des tampons (m.)
tissues	des mouchoirs (m.) en papier
toothbrush	une brosse à dents
toothpaste	du dentifrice

If you're traveling with a baby, you may need the following:

bottle	un biberon
diapers (disposable)	des couches (m.) (jetables)
pacifier	une tétine

NOTE

If the hour is late, ask the concierge of your hotel: *Où se trouve la pharmacie de garde la plus proche?* (Where is the nearest all-night pharmacy?)

PREPOSITIONAL MODIFIERS

Prepositions relate two elements of a sentence. Some of the examples below use the preposition in the French version but not necessarily in the English translation.

- Noun to noun: *Il est le docteur de mon père.* (He is my father's doctor.)
- Verb to verb: *Il commence à pleurer.* (He begins to cry.)
- Verb to noun: *Elle pense à Raymond.* (She thinks about Raymond.)
- Verb to pronoun: *Elle pense à lui.* (She thinks about him.)

A preposition + a noun modifying another noun is equivalent to an adjective: *des épingles à cheveux* (hairpins), *du sirop contre la toux* (cough medicine), *des gouttes pour les yeux* (eyedrops), *une trousse de secours* (a first-aid kit), *des mouchoirs en papier* (paper handkerchiefs, tissues).

A preposition + a noun modifying a verb is equivalent to an adverb: *Le pharmacien parle avec soin.* (The pharmacist speaks carefully.)

Note the following about the use of prepositions:

- The preposition *à* + noun is used to express the use, the function, or the characteristic of an object: *du vernis à ongles* (nail polish), *de l'ombre à paupières* (eye shadow), *une armoire à pharmacie* (a medicine cabinet).
- The preposition *à* + verb may be used to describe the purpose of a noun: *de la crème à raser* (shaving cream), *une pince à épiler* (tweezers).
- The preposition *de* + noun is used to express the source, the goal, or the content of an object. The preposition *en* may also be used, but less frequently: *des épingles de sûreté* (safety pins), *des mouchoirs en papier* (tissues), *un bain de bouche* (mouthwash).

PARTS OF THE BODY

If illness strikes while you are traveling, it is best to know the parts of the body so that you can describe exactly what ails you:

ankle	la cheville	finger	le doigt
arm	le bras	foot	le pied
back	le dos	hand	la main
body	le corps	head	la tête
chest	la poitrine	heart	le coeur
ear	l'oreille (f.)	knee	le genou
elbow	le coude	leg	la jambe
eye	l'oeil (m.)	lip	la lèvre
eyes	les yeux	liver	le foie

lung	le poumon	stomach	l'estomac (m.), le ventre
mouth	la bouche	throat	la gorge
neck	le cou	toe	l'orteil (m.)
nose	le nez	tongue	la langue
shoulder	l'épaule (f.)	tooth	la dent
skin	la peau	wrist	le poignet

NOTE

When speaking about the eyes, one eye is *un oeil* (uhN nuhy), and both eyes are *les yeux* (lay zyuh).

MEDICAL PROBLEMS

When someone is concerned about your health, you would expect to hear:

Qu'est-ce que vous avez?	What's the matter with you?
Qu'est-ce qu'il y a?	What's the matter?

To say that you or someone else has an ache or hurt, you would answer using the verb *avoir* (to have) to express what you have and where: *J'ai mal . . .* (I have a/an . . . ache.) *Ils ont mal au ventre.* (They have a stomach ache.) *Elle a mal à la tête.* (She has a headache.) Remember to use the correct form of *à* + definite article.

Although French uses *avoir* (to have) to express what's bothering a person, English may not include the word *have*: *J'ai mal aux oreilles.* (My ears hurt.)

Should you need to explain your symptoms to the doctor, use the words below. Preface your explanation with: *J'ai . . .* (I have [a/an] . . .)

broken bone	une fracture	fever	de la fièvre
burn	une brûlure	indigestion	une indigestion
chills	des frissons (m.)	infection	une infection
cough	une toux	pain	une douleur
cramps	des crampes (f.)	rash	une éruption
cut	une coupure	sprain	une foulure
diarrhea	de la diarrhée		

Other expressions for health symptoms you may need to know include:

I'm coughing.	Je tousse.	I'm constipated.	Je suis constipé(e).
I'm sneezing.	J'éternue.	I feel bad.	Je me sens mal.
I'm bleeding.	Je saigne.	I'm exhausted.	Je n'en peux plus.
I'm nauseated.	J'ai des nausées.		

Use the following when you need a dentist: *J'ai mal aux dents*. (I've got a toothache.)

AT THE DOCTOR'S OFFICE

A visit to the doctor will require that you answer questions based on your medical history:

Have you had . . . ?	Avez-vous subi (eu) . . . ?
Do you suffer from . . . ?	Souffrez-vous de (d') + definite article. . . . ?

To answer these questions, say:

I've had . . .	J'ai subi (eu) . . .
I suffer from . . .	Je souffre de (d') + definite article. . . .

an allergic reaction	une réaction allergique	diabetes	le diabète
angina	une angine	dizziness	des vertiges (m.)
asthma	l'asthme (m.)	the flu	la grippe
bronchitis	la bronchite	a heart attack	une crise cardiaque
cancer	le cancer	a stroke	une attaque d'apoplexie
a cold	un rhume		

You may also use the reflexive verb *se sentir* to express how you feel:

I feel well. We feel poorly.	Je me sens bien. Nous nous sentons mal.
Do you feel very well? You feel very poorly.	Tu te sens très bien? Vous vous sentez très mal.
He feels better. They feel worse.	Il se sent mieux. Ils se sentent pire.

ASKING AND ANSWERING “HOW LONG?”

The phrases below suggest the different ways you may hear the question that asks how long you’ve had your symptoms or complaints, and ways in which to answer correctly. The phrases vary in difficulty, but all mean the same thing:

Since when . . . ?	Since . . .
Depuis quand . . . ?	Depuis . . .
Since when have you been suffering?	Since yesterday.
Depuis quand souffrez-vous?	Depuis hier.
How long has (have) . . . been . . . ?	For . . .
Depuis combien de temps . . . ?	Depuis . . .
How long have you been suffering?	For two days.
Depuis combien de temps souffrez-vous?	Depuis deux jours.
How long has (have) . . . been . . . ?	For . . .
Combien de temps y a-t-il que . . .	Il y a + time + que . . .
How long have you been suffering?	For one day.
Combien de temps y a-t-il que vous souffrez?	Il y a un jour.
How long has (have) . . . been . . . ?	For . . .
Ça fait combien de temps que . . . ?	Ça fait + time + que . . . / Voilà + time + que . . .
How long have you been suffering?	It’s been a week.
Ça fait combien de temps que vous souffrez?	Ça fait une semaine./ Voilà une semaine.

The doctor’s office is referred to as *le cabinet*; the waiting room is *la salle d’attente*; and the nurse is *l’infirmier(ère)*.

If you need to pay a visit to the doctor or dentist, you would ask the concierge at your hotel: *Où est le cabinet médical le plus proche?* (Where is the nearest doctor’s office?)



TIME'S UP!

Try to perform the following tasks without looking back at the lesson:

1. Ask to have a prescription filled immediately.
2. Say that you're looking for aspirin.
3. Ask if they have tissues.
4. Say you have a headache.
5. Ask someone what's the matter.
6. Say that your feet hurt.
7. Say that you have a very bad toothache.
8. You have the flu. Give your symptoms.
9. Say you suffer from dizziness.
10. Tell how long you've been suffering.



Choosing and Buying Clothing

MASTER THESE SKILLS

.....

- Selecting clothing
 - Selecting sizes and getting alterations
 - Expressing a problem
 - Selecting colors
 - Making a purchase
 - Using variable demonstrative pronouns
-

In this chapter you'll learn how to describe and buy clothing in just the right size. You'll also learn how to give your opinion about items you see and how to use demonstrative pronouns.

CLOTHING

While traveling, you may want to purchase some articles of clothing (*les vêtements*). The list below will help you find what you're looking for:

bathing suit	le maillot de bain
belt	la ceinture
blouse	le chemisier, la blouse
boots	les bottes (f.)
bra	le soutien-gorge
briefs	le slip
coat	le manteau
dress	la robe
gloves	les gants (m.)
hat	le chapeau
jacket	la veste
jeans	le jean
pajamas	le pyjama
panties	la culotte
pants	le pantalon
panty hose, tights	les collants (m.)
pocketbook	le sac (à main)
raincoat	l'imperméable (m.)
robe	la robe de chambre
shirt	la chemise
shoes	les chaussures (f.)
shorts	le short
skirt	la jupe
sneakers	les baskets (f.)
socks	les chaussettes (f.)
sports coat	la veste

stockings	les bas (m.)
suit	le complet, le costume, le tailleur
tie	la cravate
T-shirt	le tee-shirt
umbrella	le parapluie
undershirt	le maillot de corps
underwear	les sous-vêtements (m.)

If you are looking for a particular department in a store, use the phrase *le rayon de (des) . . . : Où est le rayon des vêtements pour hommes (femmes)?* (Where is the men's [women's] clothing department?)

Then tell the salesperson what you are looking for:

I'm looking for . . .	Je cherche . . .
I need . . .	Il me faut . . .
I would like . . .	Je voudrais . . .

SELECTING SIZES AND GETTING ALTERATIONS

Sizes

You will be asked your size as follows:

What is your size (clothing)?	Quelle est votre taille?
What is your size (shoes)?	Quelle est votre pointure?

To give an appropriate answer, you could say one of the following:

I wear . . .	small	medium	large
Je porte du . . .	petit	moyen	grand
My size is . . .	small	medium	large
Ma taille est . . .	petite	moyenne	grande

Or give the number of your size: *Je porte du trente-huit.* (I wear size thirty-eight.) For shoe sizes you would say: *Je chausse du . . . + size.* (I wear shoe size . . .). The following table gives the conversion for American sizes to continental sizes.

Women's Shoes

American	5-5½	6-6½	7-7½	8-8½	9-9½	10-10½
Continental	36	37	38	39	40	41

Women's Dresses and Suits

American	0	2	4	6	8	10	12	14	16	18
Continental	28	30	32	34	36	38	40	42	44	46

Men's Shoes

American	7	7½	8	8½	9-9½	10-10½	11-11½
Continental	39	40	41	42	43	44	45

Men's Shirts

American	14	14½	15	15½	16	16½	17	17½
Continental	36	37	38	39	40	41	42	43

Men's Suits

American	34	36	38	40	42	44	46	48
Continental	44	46	48	50	52	54	56	58

If the item you select is too small or too large, you can ask for the appropriate size as follows:

I would like the next larger size. Je voudrais la taille au dessus.

I would like the next smaller size. Je voudrais la taille en dessous.

Alterations

There might be times when you buy something and need to have it altered or need a repair to the clothing you have. You will have to find a tailor (*un tailleur*) or a shoemaker (*un cordonnier*) who can help you. The words below will help you describe the problem and the parts of the garment in need of servicing. An appropriate way to begin your conversation is: *Pourriez-vous retoucher (réparer) cel/cet/cette . . . ?* (Could you please alter [repair] this . . . ?)

cuff (pants)	ce revers
heel	ce talon
hem	cet ourlet (m.)

lining	cette doublure
pleat	ce pli
pocket	cette poche
sleeve	cette manche
waist	cette taille, cette ceinture
zipper	cette fermeture-éclair

If you need a dressing room to change your clothes, ask: *Où est la cabine d'essayage?* (Where is the dressing room?)

PROBLEMS

To explain a problem to a salesperson or a tailor, you say:

I don't like it.	Ça ne me plaît pas.
It doesn't suit (fit) me	Ça ne me va pas.

And then give your reasons:

. . . is too est trop . . .
. . . are too sont trop . . .

baggy	large(s)	short	court(e)(s)
long	long(ue)(s)	small	petit(e)(s)
loose	ample(s)	tight	serré(e)(s)
narrow	étroit(e)(s)	wide	large(s)

If you're still not satisfied, ask or say:

Do you have anything . . . ? Avez-vous quelque chose . . . ?

Show me something . . . Montrez-moi quelque chose . . .

less expensive	de moins cher
more expensive	de plus cher
smaller	de plus petit
larger	de plus grand
shorter	de plus court

longer	de plus long
else	d'autre

When your clothing has been adjusted to your liking, you might respond:

I like it.	Ça me plaît.
It fits me perfectly.	Ça me va à la perfection.
It suits (fits) me.	Ça me va.
It's nice.	C'est agréable.

COLORS

To describe your color preferences, use the colors listed:

beige	beige	orange	orange
black	noir(e)	pink	rose
blue	bleu(e)	purple	mauve
brown	brun(e)	red	rouge
gray	gris(e)	white	blanc(he)
green	vert(e)	yellow	jaune
navy	bleu marine		

To specify a color as light, add the word *clair*: *vert clair* (light green). The exception to this rule is “light blue,” which is *bleu ciel*. To specify a color as dark, add the word *foncé*: *bleu foncé* (dark blue).

To express your color preference, use the definite article *le*:

What color do you prefer?	Quelle couleur préférez-vous?
I prefer navy blue.	Je préfère le bleu marine.

To express *in* what color you would like to have a garment, use the preposition *en* before the name of the color: *Vous voulez la chemise en quelle couleur?* (What color shirt do you want?)

I want it in blue.	Je la veux en bleu.
I want the blue one.	Je veux la bleue.

The definite article can be used as a noun as follows: *le* (*la, l', les*) + adjective of color, size, or nationality: *la cravate bleue* (the blue tie), *la bleue* (the blue one).

Remember to have the proper agreement of the French adjective and to put it in its proper place:

a white sweater	un pull blanc
a white dress	une robe blanche
white sweaters	des pulls blancs
white dresses	des robes blanches

FABRICS

Tell your salesperson if you are interested in a certain fabric. Consult the list below for popular materials (*les tissus*). Use the preposition *en* to express that an item of clothing is made out of a certain material: *Je voudrais une robe en soie.* (I'd like a silk dress.)

cotton	le coton	polyester	le polyester
denim	le jean	silk	la soie
leather	le cuir	suede	le daim
linen	le lin	wool	la laine
nylon	le nylon		

PATTERNS

When you're selecting a garment, the pattern can make a difference in how you look. Use phrases below to select what will be best for you: *Je cherche quelque chose . . .* (I'm looking for something . . .):

checked	à carreaux
in a solid color	en couleur unie, uni
in plaid	écossais
striped	à rayures
with polka dots	à pois

SALES

If you're interested in purchasing something on sale, ask:

Are there . . . ?	Il y a/Y a-t-il . . . ?
discounts	des rabais
price reductions	des réductions
sales	des soldes

MAKING A PURCHASE

Don't forget to ask for the price:

How much is it?	Ça coûte combien?
What is the price?	Quel est le prix?

VARIABLE DEMONSTRATIVE PRONOUNS

The demonstrative pronouns below can help you point out exactly what you want or need without having to give an extensive description.

	MASCULINE	FEMININE	MEANING
Singular	celui	celle	this/that one, the one
Plural	ceux	celles	these/those ones, the ones

Note the following about demonstrative pronouns, which cannot be used alone:

- Demonstrative pronouns agree with the nouns to which they refer:

I prefer this coat to Roger's [coat].	Je préfère ce manteau à celui de Roger.
These boots resemble the ones [boots] I just bought.	Ces bottes ressemblent à celles que je viens d'acheter.

- Demonstrative pronouns can be followed by the tags *-ci*, which indicates proximity to the speaker (this one, these ones, the latter) and *-là*, which recognizes distance from the speaker (that one, those ones, the former):

Which pair of pants do you prefer? This one or that one?	Quel pantalon préférez-vous? Celui-ci ou celui-là?
Luke and Serge are salesmen. The former is super; the latter is lazy.	Luc et Serge sont vendeurs. Celui-là est super; celui-ci est paresseux.

- Demonstrative pronouns can be followed by a prepositional clause: *Ce vendeur là-bas, c'est celui avec qui j'ai parlé.* (That salesman over there, he is the one with whom I spoke.)
- Demonstrative pronouns can be followed by the relative pronouns *qui* (subject)—the one(s) that; *que* (object)—the one(s) that; *dont*—the one(s) of which; and *où*—the one(s) in which, the one(s) where:

The ones that are red are the prettiest.

Ceux (Celles) qui sont rouges sont les plus joli(e)s.

I like the one you have in your hand.

J'aime celui (celle) que vous avez en main.

That's the one I need.

C'est celui (celle) dont j'ai besoin.

To which store are you going?
—To the one with sales.

À quel magasin vas-tu?
—À celui où il y a des soldes.

- Demonstrative pronouns used with *de* show possession: *Donne-moi mon blouson et celui de Patrick.* (Give me my jacket and Patrick's.)
- When the demonstrative pronoun is followed by a relative pronoun, the relative pronoun may be the object of a preposition: *J'aime toutes mes amies, mais Christine est celle avec qui je m'amuse le plus.* (I like all of my girlfriends, but Christine is the one with whom I have the most fun.)



TIME'S UP!

Try to complete this exercise without looking back in the lesson:

1. Tell someone his suit fits him perfectly.
2. Ask for the children's department.
3. Say you wear a large size.
4. Tell your shoe size in the metric system.
5. Ask to have your pants altered.
6. Ask the salesperson if you can see something else.
7. Ask the salesperson to show you a red-and-white-checked cotton shirt.
8. Ask if there are any sales today.
9. You are speaking about boots. Say those are the ones you prefer.
10. Ask how much the black belt costs.

This page intentionally left blank.



Taking Care of Travel Needs

MASTER THESE SKILLS

.....

- Navigating the airport
 - Passing through customs and getting to the train station
 - Traveling by car
 - Dealing with problems on the road
 - Dealing with an accident
-

In this chapter you'll learn how to get around the airport and then around the country by train and by car. You'll also learn how to use the passive voice.

AT THE AIRPORT

Although there are plenty of signs pointing you in various directions in an airport, it's a good idea to become acquainted with the words that may be unfamiliar to you. The terms you need in order to get around an airport quickly and efficiently are listed below. To get your bearings, start with this expression: *Où se trouve(nt) . . . ?* (Where is/are [the] . . . ?)

airline	la ligne aérienne
airline terminal	l'aérogare (f.), le terminal
airport	l'aéroport (m.)
arrival	l'arrivée (f.)
baggage claim area	les bagages (m.)
bathrooms	les toilettes (f.)
car rental	la location de voitures
counter	le comptoir
customs	la douane
departure	le départ
entrance	l'entrée (f.)
exit	la sortie
flight	le vol
domestic	intérieur
international	international
gate	la porte
information	les renseignements (m.)
money exchange	le bureau de change
passport control	le contrôle des passeports
porter	le porteur
security check	le contrôle de sécurité
suitcase	la valise
taxi	le taxi (m.)
ticket	le billet, le ticket

To express that you are flying standby, say: *J'ai un billet sans garantie.* (I have a stand-by ticket.) Some key questions you may want to ask include:

Is the flight late in arriving (departing)?	Est-ce que le vol va arriver (partir) en retard?
Where does this flight originate?	Ce vol est en provenance d'où?
Is the flight canceled?	Est-ce que le vol est annulé?
What time is takeoff?	À quelle heure est le décollage?
Is the flight full?	Il y a des places libres?/ Est-ce que le vol est complet?
Are there any stopovers? Where?	On fait escale? Où?
What cities does this airline serve?	Quelles villes est-ce que cette ligne dessert?

You should also familiarize yourself with the words and phrases describing the inside of the plane. You can never tell when the terms below will come in handy:

airplane	l'avion (m.)
aisle	le couloir
(on the) aisle	côté couloir
baggage compartment	le compartiment à bagages
carry-on luggage	le bagage à main
crew	l'équipage (m.)
emergency exit	la sortie (l'issue) de secours
life vest	le gilet de sauvetage
meal	le repas
oxygen mask	le masque à oxygène
pillow	l'oreiller (m.)
row	le rang
seat	la place, le siège
seat belt	la ceinture de sécurité
(by the) window	côté fenêtre

AT THE TRAIN STATION

The table below gives you the words you need to know for train travel:

compartment	le compartiment
smoking (car)	fumeurs
nonsmoking (car)	non-fumeurs
dining car	le wagon-restaurant
platform	le quai
schedule	l'horaire (m.)
station	la gare
ticket	le billet
first class	de première classe
second class	de deuxième classe
one way	un aller simple
round-trip	un aller et retour

TRAVEL BY CAR

Many tourists opt to see the countryside and discover out-of-the-way places by renting a car at a local car agency (*une location de voitures*). Use the phrases below if this is your plan:

I would like to rent a . . . (make of car).	Je voudrais louer une . . .
I prefer automatic transmission.	Je préfère une transmission automatique.
How much does it cost per day (per week) (per kilometer)?	Quel est le tarif à la journée (à la semaine) (au kilomètre)?
How much is the insurance?	Quel est le montant de l'assurance?
Is the mileage included?	Le kilométrage est compris?
Do you accept credit cards?	Acceptez-vous les cartes de crédit?
Which ones?	Lesquelles?

The Car's Exterior and Interior

Familiarize yourself with the following words in case you have to describe a problem with the car's exterior:

battery	la batterie
fender	l'aile (f.)
gas tank	le réservoir à essence
headlight	le phare
hood	le capot
hubcap	l'enjoliveur (m.)
license plate	la plaque d'immatriculation
motor	le moteur
radiator	le radiateur
rearview mirror	le rétroviseur
taillight	le feu arrière
tire	le pneu
trunk	le coffre
wheel	la roue
windshield	le pare-brise
windshield wiper	l'essuie-glace (m.)

Once you've made sure that everything on the outside is in good working order, check the car's interior and refer to any problems using this list of words:

accelerator	l'accélérateur (m.)
air bag	le coussin gonflable, l'air bag (m.)
brakes	les freins (m.)
clutch pedal	la pédale d'embrayage
directional signal	le clignotant
glove compartment	la boîte à gants
horn	le klaxon
ignition	l'allumage (m.)
radio	la radio
steering wheel	le volant

Filling Up

To get your gas tank filled with the proper gas, say:

Fill it up . . .	Faites le plein . . .
with regular	d'ordinaire
with super	de super
with unleaded	de sans plomb
with diesel	de diesel

Problems on the Road

Here are some phrases you will need if you have car problems:

Could you help me, please?	Pourriez-vous m'aider, s'il vous plaît?
The car has broken down.	La voiture est en panne.
Where is the nearest service station?	Où est la station-service la plus proche?
. . . doesn't (don't) work.	. . . ne fonctionne(nt) [marche(nt)] pas.
Please check . . .	Veuillez vérifier . . .
The car has overheated.	La voiture a surchauffé.
There's a flat tire.	Il y a un pneu crevé.
The battery is dead.	La batterie est déchargée.
There is a leak.	Il y a une fuite.
Can you fix it (immediately)?	Pouvez-vous la réparer (tout de suite)?
When will it be ready?	Quand sera-t-elle prête?

Accidents

If you are a pedestrian (*un piéton*) and you witness or are involved in an accident (*un accident*), you will need the verbs below to have a conversation with a police officer (*un gendarme*):

to collide	tamponner
to crash against	s'écraser contre
to drive	conduire, rouler
to hit	heurter

to hurt	faire mal à
to park	stationner, se garer
to pass	doubler
to run a light	brûler un feu
to run over	écraser
to signal	signaler
to slow down	ralentir
to turn	tourner
to yield	céder

Should you need to refer to the parts of the road, use these words and expressions:

crosswalk	le passage clouté
entrance	l'entrée (f.)
exit	la sortie
intersection	le carrefour
island	l'îlot (m.)
lane	la voie

THE PASSIVE VOICE

In the active voice, the subject generally performs the action. In the passive voice, the subject is acted upon.

ACTIVE	PASSIVE
The car knocked her down.	She was knocked down by a car.
La voiture l'a renversée.	Elle a été renversée par une voiture.

The passive construction in French resembles English: subject + form of *être* + past participle + *par* + agent (doer), if mentioned:

The man is wounded.	L'homme est blessé.
The car was driven by that woman.	La voiture était conduite par cette femme.
The truck had been hit.	Le camion avait été heurté.
The driver will be arrested.	Le conducteur sera arrêté.

In the passive, because the past participle is conjugated with *être*, it agrees in number and gender with the subject: *Les fleurs ont été écrasées*. (The flowers were run over.)

You may substitute the following constructions for the passive, because the passive is used less frequently in French than in English:

- Use the active construction *on* (one, you, they) + the third person singular of the verb: *Ici on parle français*. (French is spoken here.)
- A reflexive construction is sometimes used: *Cela ne se fait pas*. (That is not done.)



.....
TIME'S UP!

Try to accomplish the following without looking back:

1. Ask where you can find a money exchange.
 2. Say you are looking for a car rental.
 3. Ask if your flight is canceled.
 4. Say you need a round-trip ticket.
 5. Tell what car you'd like to rent.
 6. Say that your car has broken down.
 7. Ask for the nearest service station.
 8. Ask to have your car filled with regular gas.
 9. Say that one car crashed into another.
 10. Say that a dog was hit by a car.
-



Managing Your Money

MASTER THESE SKILLS

.....

- Attending to your banking needs
 - Playing the stock market
 - Using present and perfect participles
 - Using indefinite pronouns
-

In this chapter you'll learn the vocabulary you need to conduct banking and stock market transactions. You will also learn how to use present and perfect participles and indefinite pronouns.

AT THE BANK

There are any number of reasons to go to a bank (*une banque*) in a foreign country. As a tourist, you may simply want to exchange money. For those who conduct business, however, you will have deposits and withdrawals to make. And for the adventuresome few, the purchase of vacation or retirement property requires a knowledge of more sophisticated banking terms.

The following is a list of banking expressions that could prove useful:

What are the banking hours?	Quelles sont les heures d'ouverture?
What is today's exchange rate?	Quel est le cours du change aujourd'hui?
Do you have an automatic teller machine?	Avez-vous un distributeur (guichet) automatique de billets?
How does one use it?	Comment s'en sert-on?
Can I take out money twenty-four hours a day?	Puis-je faire des retraits d'argent vingt-quatre heures sur vingt-quatre?
What is the transaction fee?	Quel est le coût de la transaction?
Is there a financial assistant who can help me?	Y a-t-il un conseiller financier qui puisse m'aider?
I would like . . .	Je voudrais . . .
to make a deposit	faire un dépôt (un versement)
to make a withdrawal	faire un retrait
to make a payment	faire un paiement (un versement)
to cash a check	toucher un chèque
to change some money	changer de l'argent

Banking Terms

If your financial needs are more specific, consult the list below for the necessary banking terms:

account	le compte
automatic teller machine	un distributeur automatique de billets
balance	le solde
bank	la banque

bill	le billet, la coupure
(to) borrow	emprunter
branch	la succursale
cash	l'argent (m.) liquide
(to) cash	toucher
cashier	la caisse
change (coins)	la monnaie
check	le chèque
checking account	le compte-chèques
deposit	le dépôt, le versement
employee	l'employé(e)
exchange rate	le cours du change
loan	l'emprunt (m.), le prêt
money exchange	le bureau de change
receipt	le reçu, la quittance
savings account	le compte épargne
teller	le caissier, la caissière
total	le montant
transfer	le virement
traveler's check	le chèque de voyage
window	le guichet
withdrawal	le retrait

THE STOCK MARKET

The words and phrases in the following list will be of use and interest to you if you like to dabble in foreign markets:

bond	l'obligation (f.)
broker's fee	la commission
business	l'entreprise (f.)
capital	le capital
dividend	le dividende

fund	le fonds
investment	le placement
market	le marché
market price	le cours de la Bourse
mutual fund	la sicav
portfolio	le portefeuille
quotation	le cours, la cote
rate	le taux
security	le titre
share	l'action (f.)
stock	le titre
stockbroker	l'agent (m.) de change
stock listings	les cours (m.) de la Bourse
value	la valeur

You're in the market. You watch the ticker tape every day and often place a call to your broker. Someday you may need these useful stock phrases:

Are my stocks going up?	Mes actions montent-elles?
Are my stocks going down?	Mes actions baissent-elles?
What is the price per share?	Quel est le prix de l'action?
What is the commission rate?	Quel est le taux de commission?
What is the status of my account?	Où en est mon compte?
Are my investments secure?	Y a-t-il une garantie de sécurité pour mes placements?

PRESENT PARTICIPLES

A present participle in English is an adjective that ends in *-ing*: He had a growing interest in the market. In this example *growing* modifies *interest*. Comparatively, a gerund in English is a noun that ends in *-ing*: Choosing good stocks is difficult. This time *choosing* is the subject of the sentence. Present participles are used much less frequently in French than in English, and gerunds are translated into infinitives.

Cashing this check is impossible. Toucher ce chèque est impossible.
I love accounting. J'adore la comptabilité.

Except for three irregular verbs, the present participle of all French verbs is formed by replacing the *-ons* for the *nous* form of the present tense with *-ant*, the English equivalent of *-ing*:

INFINITIVE	NOUS FORM	PRESENT PARTICIPLE	MEANING
travailler	travaillons	travaillant	working
choisir	choisissons	choisissant	choosing
vendre	vendons	vendant	selling
changer	changeons	changeant	changing
annoncer	annonçons	annonçant	announcing
acheter	achetons	achetant	buying
appeler	appelons	appelant	calling
payer	payons	payant	paying

The three irregular present participles are:

INFINITIVE	PRESENT PARTICIPLE	MEANING
avoir	ayant	having
être	étant	being
savoir	sachant	knowing

Present participles may be used in the following ways:

- As adjectives:

Mr. Legrand sold a charming house. M. Legrand a vendu une maison charmante.
She made an amazing transaction. Elle a fait une transaction étonnante.

- After the preposition *en*, to express “while,” “by,” or “upon”:

While going to the bank, he met his friend. En allant à la banque, il a rencontré son ami.
You learn by studying. On apprend en étudiant.

Upon arriving home, I counted my money.	En rentrant à la maison, j'ai compté mon argent.
--	---

- When *en* is omitted, as a matter of preference:

Wanting to save money, I opened a bank account.	Voulant épargner de l'argent, j'ai ouvert un compte.
--	---

You left, forgetting your pen.	Vous êtes parti, oubliant votre stylo.
--------------------------------	---

- In place of a relative clause (although this is done infrequently):

A woman wearing a red dress is looking for a teller.	Une femme portant (qui porte) une robe rouge cherche un caissier.
---	---

Present participles may be used as adjectives and usually follow the noun or pronoun they modify, as well as agree with them in number and gender: *Il a fait des retraits surprénants.* (He made surprising withdrawals.)

The present participle is invariable when it serves a verbal function: *Elle est partie, riant.* (She left, laughing.)

PERFECT PARTICIPLES

The perfect participle is formed with the present participle of the appropriate helping verb and the past participle and is used to show that one action took place before another:

Having sold his stocks, he bought a new car.	Ayant vendu ses titres, il a acheté une nouvelle voiture.
---	--

Having gone to the bank early, they avoided long lines.	Étant allés à la banque tôt, ils ont évité de longues files.
--	---

USING INDEFINITE PRONOUNS

The indefinite pronouns listed below refer to nonspecific persons or things. The indefinite pronouns with an asterisk (*) can also serve as pronouns or adjectives.

*aucun(e)	any, no one, none
*autre(s)	other one(s)
*certain(e)(s)	certain one(s), some
chacun(e)	each one, every one
*le/la/les même(s)	the same one(s)

n'importe lequel	any (one)
n'importe qui	anyone
n'importe quoi	anything
on	one, we, you, they, people
*plusieurs	several
quelque chose	something
quelques-un(e)s	some, a few
quelqu'un	someone
quiconque	whoever
qui que ce soit	anyone at all
quoi que ce soit	anything at all
rien	nothing
*tous, toutes	all
tout	all, everything, anything
Il parlerait à n'importe qui.	He'd speak to anyone.
Quelqu'un est arrivé.	Someone has arrived.
Je ferai n'importe quoi.	I'll do anything.
Je ne ferai rien.	I won't do anything.

Note the special uses of the following:

Aucun(e)

Pronoun: As a pronoun, *aucun(e)* may be followed by *de* + a noun or pronoun: *Aucune d'elles n'est arrivée.* (None of them arrived.)

Adjective: As an adjective, *aucun(e)* agrees with the noun it modifies: *Il gagnera de l'argent sans aucun doute.* (He'll make money without a doubt.)

Autre(s)

Pronoun: As a pronoun, *autre* is preceded by an article: *Je vais téléphoner aux autres.* (I'm going to call the others.)

Adjective: As an adjective, *autre* precedes the noun it describes. It may be preceded by a definite or indefinite article: *Il achètera d'autres titres.* (He'll buy other stocks.)

Autre is used in the following expressions. Note that the expressions with an asterisk (*) are for reciprocal actions and are generally used with reflexive verbs:

*l'un(e) l'autre	each other (of two)
*les un(e)s les autres	one another (more than two)
l'un(e) et l'autre	both, both of them
l'un(e) ou l'autre	either one
ni l'un(e) ni l'autre	neither one
l'un(e) à l'autre	to each other
l'un(e) pour l'autre	for each other, one for the other
Ils ne se parlent pas l'un à l'autre.	They don't speak to each other.
Elles travaillent les unes pour les autres.	They work for each other.

NOTE

Encore un autre means "an additional": *Il a déjà un compte, mais il va en ouvrir encore un autre.* (He already has an account, but he will open another one.)

Certain(e)s

Pronoun: As a pronoun, *certain(e)s* is used only in the plural. The phrase *d'entre eux (elles)* (of them) may be added for emphasis: *Certaines (d'entre elles) n'ont pas encore fini.* (Some [of them] haven't finished yet.)

Plusieurs

Pronoun: As a pronoun, *plusieurs* may also be followed by *d'entre eux (elles)*: *Plusieurs (d'entre eux) sont arrivés en retard.* (Several of them arrived late.)

Quelque Chose, Rien

Quelque chose and *rien* are pronouns that take *de* before an adjective: *Je cherche quelque chose de spécial.* (I'm looking for something special.) *Je ne cherche rien de spécial.* (I'm not looking for anything special.)

Tout

Some common expressions with *tout* are:

en tout cas	in any case
pas du tout	not at all
tout à coup	all of a sudden
tout à fait	quite, entirely
tout à l'heure	a little while ago, in a little while, soon
tout de même	nevertheless
tous/toutes (les) deux	both of them
tout le monde	everybody
tout le temps	all the time
Je le ferai tout à l'heure.	I'll do it in a little while.
Tout le monde est heureux.	Everybody is happy.

**NOTE**

The word *tout* is sometimes used with the preposition *en* for emphasis:
Tout en connaissant ma situation, il ne m'a pas offert son aide.
 (Even though he knew my situation, he didn't offer me his help.)

INDEFINITES AS ADVERBS

Indefinite pronouns can also function as adverbs:

n'importe où	anywhere, no matter where
n'importe quand	anytime, no matter when
n'importe quel(le)(s)	any, any . . . at all, whatever
J'irai n'importe où n'importe quand.	I'll go anywhere anytime.
Je prendrai n'importe quel vol.	I'll take any flight.



TIME'S UP!

Try to perform the following tasks without looking back in the lesson:

1. Say that you have to go to the bank.
2. Say that you would like to cash some traveler's checks.
3. Ask if they have an automated teller machine (ATM).
4. Say that you'd like to buy some stocks.
5. Ask if there's a financial assistant to help you.
6. Say that one learns by working.
7. Say that someone left smiling.
8. Ask someone if he/she is looking for something.
9. Say: "They love each other."
10. Say that you are quite happy.



The Language of Business

MASTER THESE SKILLS

.....

- Fulfilling your stationery, photocopying, and faxing needs
 - Fulfilling your computer needs
 - Conducting business
 - Using prepositions before infinitives
-

In this lesson you'll learn how to manage in a business setting, using faxes, photocopiers, and computers. You'll also learn about verbs that need and don't need prepositions before other verbs.

STATIONERY NEEDS

The list below presents the necessary stationery supplies that can be purchased à *la papeterie* (at the stationery store). You might begin by saying: *Où puis-je trouver . . . ?* (Where can I find [a/an] . . . ?)

ballpoint pen	un stylo (à bille)
calculator	une calculette, une calculatrice
envelopes	des enveloppes (f.)
eraser	une gomme
folder	une chemise
paper	du papier
paper clips	des trombones (f.)
pencils	des crayons (m.)
pencil sharpener	un taille-crayon
ruler	une règle
scotch tape	du scotch
stapler	une agrafeuse
staples	des agrafes (f.)
stationery	du papier à lettres

PHOTOCOPIES

Many stationery stores have *photocopieurs* (m.) or *copieurs* (m.) available to provide photocopying services, often at reasonable prices, to students, travelers, and businesspeople on the go. The phrases below will help you get the copy of the document, paper, or receipt you need:

I would like to make a photocopy of this paper (this document).	Je voudrais faire une photocopie de ce papier (ce document).
I would like to have a photocopy of this paper (this document).	Je voudrais faire faire une photocopie de ce papier (ce document).
What is the cost per page?	Quel est le prix de la page?
Can you enlarge it (by 50 percent)?	Pouvez-vous l'agrandir (de cinquante pour cent)?

Can you reduce it (by 25 percent)?	Pouvez-vous le réduire (de vingt-cinq pour cent)?
Can you make a color copy?	Pouvez-vous faire une copie en couleurs?

FAXES

Being able to send a fax is a convenient service that allows for efficient transmittal and receipt of important information. Therefore, fax service has become almost indispensable. The phrases below will help you with your fax needs:

Do you have a fax machine?	Avez-vous un fax?
What is your fax number?	Quel est votre numéro de fax?
I'd like to send a fax.	Je voudrais envoyer un fax.
May I fax this, please?	Puis-je envoyer ce fax, s'il vous plaît?
May I fax this letter (document) to you?	Puis-je vous faxer cette lettre (ce document)?
Fax it to me.	Faxez-le moi.
I didn't get your fax.	Je n'ai pas reçu votre fax.
Did you receive my fax?	Avez-vous reçu mon fax?
Your fax is illegible.	Votre fax n'est pas lisible.
Please send it again.	Veuillez le faxer de nouveau.

COMPUTERS

A working knowledge of computers is a must in today's world. The phrases below will get you started if you need basic computer information from another individual. The following computer terms are essential:

to computerize	informatiser
computer science	l'informatique (f.)
computer scientist	l'informaticien(ne)
What kind of computer do you have?	Quel système (type, genre) d'ordinateur avez-vous?
What operating system are you using?	Quel système d'exploitation employez-vous?
What word processing program are you using?	Quel traitement de texte employez-vous?

What spreadsheet program are you using? Quel tableur employez-vous?

What is your e-mail address? Quelle est votre adresse e-mail/de courrier électronique?

The following list gives you the terms and phrases you need to speak about your computer:

cartridge	la cartouche
CD-ROM disc	le disque optique numérique
(to) click	cliquer
CPU	l'unité (f.) centrale
cursor	le curseur
database	la base de données
desktop computer	l'ordinateur (m.)
disk drive	le lecteur de disquettes
diskette	la disquette
(to) download	télécharger
e-mail	la messagerie, le courrier électronique
file	le fichier
function key	la touche de fonction
hard disk	le disque dur
hardware	le matériel
(to) insert	introduire, insérer
joystick	la manette de jeux
key	la touche
keyboard	le clavier
laptop computer	l'ordinateur (m.) portable
laser/ink jet	laser/jet d'encre
memory	la mémoire
modem	le modem
mouse	la souris

network	le réseau
operating system	le système d'exploitation
scanner	le scanneur
screen	l'écran (m.)
search engine	le moteur de recherche
site	le site
software	le logiciel
terminal	le terminal
word processor	le traitement de texte

CONDUCTING BUSINESS

Conducting business in a professional manner includes finding out information about shipping and making a satisfactory deal.

Deals and Discounts

The phrases below will help you bargain:

Our prices are very competitive.	Nos prix sont très compétitifs.
You will find our merchandise to be high quality.	Vous trouverez notre marchandise de très bonne qualité.
Is there anything else I can do for you?	Puis-je faire quelque chose d'autre pour vous?
It's a pleasure doing business with you.	C'est un plaisir de travailler avec vous.
It's a pleasure to serve you.	C'est un plaisir de vous servir.

The following terms are for those readers who are serious about conducting business in a French-speaking country:

assets	l'actif (m.)
(to) authorize	autoriser
bankruptcy	la faillite
bill	la facture
bill of sale	la lettre de vente
business	les affaires (f.)

COUNTDOWN TO FRENCH

(to) buy	acheter
company	l'entreprise (f.)
consumer	le consommateur
contract	le contrat
credit	le crédit
debit	le débit
discount	la remise, la réduction
expenses	les frais (m.)
(to) export	exporter
foreign trade	le commerce extérieur
goods	les produits (m.)
(to) import	importer
insurance	l'assurance (f.)
invoice	la facture
job	le travail, l'emploi (m.)
lawyer	l'avocat (m.)
liabilities	le passif
manager	le gérant, le directeur
merchandise	la marchandise
office	le bureau
overhead expenses	les frais (m.) généraux
owner	le/la propriétaire
partner	l'associé (m.)
payment	le versement
product	le produit
property	la propriété
purchase	l'achat (m.)
retailer	le détaillant
running expenses	les frais (m.) d'exploitation

salary	le salaire
(to) sell	vendre
selling price	le prix de vente
shipment	l'expédition (f.)
shipper	l'expéditeur (m.)
tax	l'impôt (m.)
tax-exempt	exonéré d'impôts
union	le syndicat
wholesaler	le grossiste
(to) yield a profit	produire un bénéfice

Use the following terms to refer to businesspeople:

a businessman	un homme d'affaires
a businesswoman	une femme d'affaires

PREPOSITIONS BEFORE INFINITIVES

In French, the infinitive is the verb form that normally follows a preposition.

He succeeds in speaking French. Il réussit à parler français.

He is happy to find a job. Il est content de trouver du travail.

He acts without thinking. Il agit sans réfléchir.

Verbs Requiring À

Listed below are some of the more common verbs requiring à before the infinitive:

begin	commencer à/se mettre à
encourage	encourager à
force	forcer à
get used to	s'habituer à
have a good time	s'amuser à
help	aider à
invite	inviter à

learn	apprendre à
succeed	réussir à
He has a good time surfing the Internet.	Il s'amuse à surfer sur l'Internet.

Verbs Requiring De

Some of the more common verbs requiring *de* before the infinitive are listed below.

accept	accepter de
avoid	éviter de
choose	choisir de
decide	décider de
deserve	mériter de
do without	se passer de
dream	rêver de
finish	finir de
have just	venir de
hurry	se dépêcher de
laugh at	rire de
refuse	refuser de
regret	regretter de
stop	s'arrêter de
take care of	s'occuper de
try	essayer de
He deserves to get a raise.	Il mérite de recevoir une augmentation.

The following prepositions can be used before infinitives:

in order to	afin de
instead of	au lieu de

before	avant de
for	pour
without	sans

He rests instead of working.	Il se repose au lieu de travailler.
She phones before sending a fax.	Elle téléphone avant d'envoyer un fax.

Verbs Used Without a Preposition

The following verbs are used without a preposition before the infinitive:

allow	laisser
be able to	pouvoir
hate	détester
have to	devoir
hope	espérer
intend	compter
know (how)	savoir
like	aimer
prefer	aimer mieux, préférer
want, wish	vouloir, désirer

The boss allows them to leave. Le patron les laisse partir.

She must buy a computer. Elle doit acheter un ordinateur.



TIME'S UP!

Try not to look back at the tables in this chapter and fill in a preposition, if needed:

1. Je l'aide ___ finir son travail.
2. Il m'empêche ___ parler.
3. Nous aimons ___ faire des affaires.
4. Il va continuer ___ jouer avec l'ordinateur.
5. Ils ne veulent pas ___ donner de réductions.
6. Tu as réussi ___ trouver la solution.
7. Je regrette ___ avoir parlé.
8. Essayez ___ résoudre le problème.
9. Savez-vous ___ utiliser l'Internet?
10. Il rêve ___ devenir informaticien.



The Final Countdown

Here's your final opportunity to see if you've mastered enough French to get by on your own. Respond to each situation as if you were in a French-speaking country.

1. You are at a party and strike up a conversation with an interesting person. What information do you give about yourself?

2. You are talking to someone who is speaking too fast. What might you say?

3. You call a friend on the phone. Someone else answers. How do you respond?

4. You want to invite a friend to go to a museum with you. What suggestions would you make?

5. You are lost in the streets of Montreal. You stop a passerby and ask for directions. What might you ask?

6. You don't like your hotel room. Tell this to the concierge and express why.

7. You are in a gift shop looking for a gift for a friend. Ask a salesperson for help.

8. You realize you have lost your passport. What do you say to the police officer?

9. Tell a friend about your favorite leisure activity and why you like it.

10. You are interviewing for a job in a French firm. What do you tell the head of personnel about yourself?

11. You are in a park in Haiti. Persuade some acquaintances to engage in a sport.

12. You are in a clothing store. Tell the salesperson what you are looking for.

13. You are going to the movies with a friend. You want to see a spy movie, but your friend wants to see a comedy. Persuade your friend to see the spy movie.

14. You are at the airport and have learned that your flight is delayed. What do you say to the airline clerk?

15. You want to change your money into French currency. What do you say to the bank teller?

16. A customs officer at the airport asks what you have purchased on your trip. How do you respond?

17. You are in a restaurant. Tell the waiter what you want for dinner.

18. A friend has invited you to the opera. Express your feelings about going.

19. You want to make a dinner reservation at a fine restaurant. What do you say to the person answering the phone?

20. You rented a car and are having problems with it. What do you say to the rental agent?


21. You want to go to a concert. What information do you ask for on the phone?

22. You have an appointment to meet someone. When you realize you will be late, you phone your acquaintance. What do you say?

23. You don't feel well. What do you tell the doctor?

24. Your friend has a cousin for you to meet. What questions do you ask about this person?

This page intentionally left blank.



Answer Key

Since there is almost always more than one way to say something, the statements and questions given as responses are just suggestions.

24:00

-
1. bohN-zhoor zhuh mah-pehl zhew-lyaN ay-reek kohN-sahN
koh-mahN voo zah-play-voov
 2. zhuh pahrl uhN puh luh frahN-seh
 3. ehks-kew-zay-mwah zhuh nuh kohN-prahN pah vuh-yay pahrlay
plew lahNt-mahN
 4. kehs-kuh voo zah-vay dee ray-pay-tay seel voo pleh
 5. zhuh voo-dreh shahN-zhay may doh-lahr ah-may-ree-kaN ahN
new-ro
 6. pahrdohN oo eh lahN-bah-sahd ah-may-ree-kehn
 7. zhuh nuh muh sahN pah byaN oo suh troov luh kah-bee-neh dew
dohk-tuhr luh plew prohsh
 8. zhuh voo zahN pree poo-ryay voo meh-day zhay pehr-dew uhN
doh-kew-mahN taN-pohr-tahN
 9. kohN-byaN koot suh zhoh-lee pahN-tah-lohN bruhN ay say
shuh-meez roozh
 10. zhay buh-zwaN dewn kwee-yehr dewn foor-sheht ay duhN koo-to
mehr-see bo-koo

23:00**Part I**

-
1. l'obstacle (m.)
 2. cet appartement
 3. une discussion
 4. la personne
 5. ce journal

Part II

6. l'amie
7. ce professeur
8. la musicienne
9. une enfant
10. cette étudiante

22:00

-
1. vais
 2. est
 3. avons

ANSWER KEY

4. voulons
5. achète
6. faisons
7. célébrons
8. mangeons
9. finissons
10. commençons

21:00

.....

1. allais
2. avait
3. faisait
4. jouait
5. est resté
6. a demandé
7. voulait
8. étais
9. sommes allés
10. ai fait

20:00

.....

1. a
2. c
3. b
4. a
5. c
6. c
7. b
8. c
9. d
10. a

19:00

.....

1. Il pense profondément.
2. Mme Dutour est une bonne femme.
3. Ce sont des hommes loyaux.
4. Ils sont arrivés récemment.

5. Il parle doucement.
6. Le professeur préfère les étudiantes attentives.
7. Je cherche un bel hôtel.
8. Elle chante brièvement.
9. Voici des filles gentilles.
10. Elles dansent parfaitement.

18:00

.....

1. Bonjour, Madame.
2. Je suis enchanté(e) de faire votre connaissance.
3. Je m'appelle . . .
4. Je vais bien.
5. Je suis des États-Unis.
6. J'habite à New York.
7. Je suis américain(e).
8. Je vais en France.
9. Je vous présente mon mari, Douglas, et mes fils Michel et Éric.
10. Au revoir.

17:00

.....

1. Vous avez envie d'aller au restaurant avec moi?
2. Tu peux aller au musée avec nous?
3. Bien sûr.
4. Volontiers!
5. Malheureusement, je ne peux pas.
6. Je regrette, c'est impossible.
7. Je ne suis pas libre.
8. Je suis occupé(e).
9. Je n'ai pas de préférence.
10. Ça m'est égal.

16:00

.....

1. J'ai cinquante-deux ans.
2. Quelle est la date d'aujourd'hui?
3. Je suis née le onze juillet mil neuf cent quarante-sept.
4. Le musée est fermé quels jours?
5. Nous sommes en été.

6. C'est aujourd'hui le vingt juin.
7. Tu veux sortir quand?
8. Il est huit heures et demie du matin.
9. On se rejoint à quelle heure?
10. Le film commence à midi.

15:00

.....

1. On va au restaurant?
2. Allons au zoo.
3. Où se trouve la tour Eiffel?
4. Prenez la troisième rue.
5. N'allez pas tout droit.
6. Réveille-toi tôt.
7. Allez-y.
8. C'est extra!
9. À mon avis, c'est chouette!
10. C'est la barbe.

14:00

.....

1. Je regarde tout simplement.
2. Je voudrais acheter une voiture à ma famille.
3. Vous devez (Tu dois) écouter.
4. Vous devez (Tu dois) aller à la boulangerie.
5. Vous devriez (Tu devrais) faire les lits.
6. Vous devez (Tu dois) cinq dollars.
7. Il faut que vous fassiez (tu fasses) les courses.
8. Je veux que vous vidiez (tu vides) les ordures.
9. Je veux aller à la librairie.
10. Encore un petit effort.

13:00

.....

1. Comment vous appelez-vous?
2. Quelle est votre adresse?
3. Quel est votre numéro de téléphone?
4. D'où êtes-vous?
5. Quel âge avez-vous?
6. On prend quel train?

7. Lequel des films préférez-vous?
8. Qu'est-ce qu'il y a?
9. Combien coûte ce journal?
10. Je regrette mais je ne comprends pas.

12:00

.....

1. Mais si, je veux y aller ce soir.
2. Non, merci.
3. Je ne fume jamais.
4. Je m'appelle . . .
5. J'habite à New York.
6. Mon numéro de téléphone est . . .
7. J'ai vingt-six ans.
8. Un voyage en France coûte deux mille dollars.
9. Je préfère . . .
10. Un livre est sur mon bureau.

11:00

.....

1. Pourriez-vous m'aider, si'il vous plaît?
2. À quelle heure êtes-vous ouvert?
3. Puis-je avoir un reçu?
4. Ça coûte combien un timbre pour une lettre envoyée par avion?
5. Pourriez-vous me couper les cheveux?
6. Pourriez-vous faire nettoyer à sec mon costume?
7. Pouvez-vous remplacer mon verre de contact?
8. Puis-je avoir une pellicule de trente-six, s'il vous plaît?
9. Pouvez-vous réparer ma montre?
10. Où se trouve le poste de police le plus proche?

10:00

.....

1. Il me faut des dames.
2. Je joue aux cartes.
3. On passe quel genre de film?
4. J'ai envie de voir une comédie.
5. Ça te plairait de faire un pique-nique à la campagne?
6. Je t'aime.
7. Les cadeaux me plaisent.

8. Tu me manques.
9. Montrez-le-moi, s'il vous plaît.
10. Ça m'intéresse.

09:00

.....

1. Ça te dit de faire de la natation?
2. Vous jouez au golf?/Vous faites du golf?
3. On va à la piscine?
4. Il me faut des patins./J'ai besoin de patins.
5. Pourriez-vous me prêter un vélo?
6. Quel temps fait-il aujourd'hui?
7. Il fait très chaud, mais cet après-midi il va faire du vent.
Il fait soixante-huit degrés.
8. Je n'aime pas le tennis parce que c'est très fatigant.
9. Je doute que mon ami fasse du basket.
10. Je pense qu'il fera beau.

08:00

.....

1. Les chiens sont plus grands que les chats.
2. Le français est plus facile que les maths.
3. Ma soeur est plus grande que moi.
4. Mon fils est le meilleur joueur de volley-ball.
5. Mon mari parle plus doucement que moi.
6. Mon fils parle français le mieux de tous ses amis.
7. J'ai plus de travail que vous (toi).
8. Je cuisine aussi bien que ma soeur.
9. J'ai autant de patience que mon ami(e).
10. C'est le meilleur livre qu'on puisse acheter.

07:00

.....

1. Avez-vous un garage?
2. Je voudrais une chambre côté mes.
3. Il me faut un oreiller.
4. Quelle chambre formidable!
5. Qu'ils entrent.
6. Je resterai à l'hôtel pourvu qu'il y ait des courts de tennis.
7. Je cherche un hôtel qui soit luxueux.

8. Il y a une personne (quelqu'un) qui parle anglais?
9. C'est la chambre que je veux.
10. J'ai tout ce dont j'ai besoin.

06:00

.....

1. Donnez-moi cinq cents grammes de viande, s'il vous plaît.
2. Pour commencer, je prends des escargots.
3. J'adore les tomates.
4. Je le veux à point.
5. Je voudrais des profiteroles, s'il vous plaît.
6. Il me faut un autre verre parce que le mien est sale.
7. Je voudrais réserver une table sur la terrasse pour ce soir, pour quatre personnes, à neuf heures et demie.
8. Quel est le plat du jour?
9. Je ne tolère aucun produit laitier.
10. L'addition, s'il vous plaît.

05:00

.....

1. Pourriez-vous me préparer cette ordonnance?
2. Je cherche des aspirines.
3. Avez-vous des mouchoirs en papier?
4. J'ai mal à la tête.
5. Qu'est-ce que vous avez?
6. J'ai mal aux pieds.
7. J'ai mal aux dents.
8. J'ai des frissons et de la fièvre. J'éternue et je tousse.
J'ai mal partout.
9. Je souffre du vertige.
10. Je souffre depuis un mois.

04:00

.....

1. Votre complet vous va à la perfection.
2. Où est le rayon des enfants?
3. Je porte du grand.
4. Je chausse du trente-huit.
5. Pourriez-vous retoucher ce pantalon?
6. Avez-vous quelque chose d'autre, s'il vous plaît?

7. Montrez-moi, s'il vous plaît, une chemise à carreaux rouges et blancs en coton.
8. Y a-t-il des soldes aujourd'hui?
9. Ce sont celles que je préfère.
10. Ça coûte combien la ceinture noire?

03:00

.....

1. Où se trouve un bureau de change?
2. Je cherche la location de voitures.
3. Est-ce que mon vol est annulé?
4. Il me faut un aller et retour.
5. Je voudrais louer une . . .
6. Ma voiture est en panne.
7. Où se trouve la station-service la plus proche?
8. Faites le plein d'ordinaire.
9. Une voiture s'est écrasée contre une autre.
10. Un chien a été frappé par une voiture.

02:00

.....

1. Je dois aller à la banque.
2. Je voudrais toucher des chèques de voyage.
3. Avez-vous un distributeur automatique de billets?
4. Je voudrais acheter des titres.
5. Y a-t-il un conseiller financier qui puisse m'aider?
6. On apprend en travaillant.
7. Quelqu'un est parti, riant.
8. Vous cherchez (Tu cherches) quelque chose?
9. Il s'aiment l'un l'autre.
10. Je suis tout à fait content(e).

01:00

.....

1. à
2. de
3. -
4. à
5. -
6. à

7. d'
8. de
9. –
10. de

00:00


.....

1. Bonjour. Je m'appelle . . . Je suis américain(e). Enchanté(e) de faire votre connaissance.
2. Pardon. J'ai de la difficulté à vous comprendre parce que vous parlez très vite. S'il vous plaît, parlez plus lentement.
3. Allô. Ici . . . ___est là?
4. Ça te dit d'aller au musée d'art moderne avec moi? Il y a une exposition formidable des oeuvres de Picasso.
5. Pardon. Je me suis égaré(e). Je cherche l'Hôtel Louis Cinq. Pourriez-vous m'indiquer comment y aller?
6. Je n'aime pas ma chambre parce qu'elle n'est pas côté mer. Pourriez vous la changer pour moi?
7. Je cherche un souvenir typiquement français pour un(e) ami(e). Pourriez-vous me suggérer quelque chose?
8. Pouvez-vous m'aider? J'ai perdu mon passeport. Où est le consulat américain le plus proche?
9. J'aime beaucoup cuisiner et faire des pâtisseries parce que j'adore manger. Quand je cuisine, j'oublie tous mes problèmes parce que je dois faire très attention à ce que je fais.
10. Je suis une personne très diligente, travailleuse, et honnête. Je fais toujours de mon mieux. J'arrive tôt et je reste après les heures de travail.
11. On joue au football? Il fait très beau, et nous avons assez de joueurs. Nous pouvons nous amuser beaucoup.
12. Je cherche un pantalon noir en laine et une chemise bleue claire à rayures en coton. Ma taille est moyenne.
13. Je n'aime pas les comédies. C'est toujours la même chose, et je les trouve ridicules. Pourquoi n'allons-nous pas à un film d'espionnage?
14. Pardon. J'ai un rendez-vous très important. Pourquoi y a-t-il du retard, et quand est-ce que l'avion va décoller?
15. Je voudrais changer deux cents dollars américains en euros. Quel est le cours du change aujourd'hui?
16. J'ai acheté une montre en or, du parfum, et des jeux pour mes enfants.

ANSWER KEY

17. Pour commencer, je prends des escargots. Comme plat principal donnez-moi, s'il vous plaît, du poulet rôti, des haricots verts, et des pommes frites.
18. Merci, mais je ne veux pas aller à l'opéra. Je n'aime pas ce genre de musique. Je préfère la musique classique.
19. Je voudrais réserver une table pour quatre personnes pour ce soir à huit heures et demie.
20. J'ai un problème avec la voiture que j'ai louée. Les freins ne fonctionnent pas, et il est très dangereux de conduire la voiture. Qu'est-ce que je dois faire?
21. Allô. Il me faut des renseignements. À quelle heure commence le concert ce soir, et combien coûtent les billets?
22. Je le regrette, mais je vais arriver en retard. J'ai un pneu crevé et je dois le réparer. Je serai là aussitôt que possible.
23. Je me sens mal depuis hier. J'ai mal à l'estomac et n'ai pas envie de manger. En plus, j'ai de la fièvre. Pouvez-vous m'aider?
24. Comment s'appelle ton (ta) cousin(e)? Comment est-il(elle)? Il (Elle) aime aller dans les clubs danser?

This page intentionally left blank.



Appendix

24 Important Words and Phrases


APPENDIX

ENGLISH	FRENCH	PRONUNCIATION
1. Hello	Bonjour	bohN-zhoor
2. Good-bye	Au revoir	o ruh-vwah
3. Please	S'il vous plaît	see voo pleh
4. Thank you very much.	Merci beaucoup.	mehr-see boo-koo
5. You're welcome.	De rien./ Pas de quoi.	duh ryaN pahd kwah
6. Excuse me./Pardon.	Excusez-moi./ Pardon.	ehk-skew-zay mwah pahr-dohN
7. My name is . . .	Je m'appelle . . .	zhuh mah-pehl
8. I would like . . .	Je voudrais . . .	zhuh voo-dreh
9. I need . . .	Il me faut . . . / J'ai besoin de . . .	eel muh foh zhay buh-zwaN duh
10. Do you have . . .	Avez-vous . . .	ah-vay voo
11. How do you say . . .	Comment dit-on . . .	kohN-mahN dee-tohN
12. Please give me . . .	Donnez-moi, s'il vous plaît . . .	doh-nay mwah seel voo pleh
13. What does this mean?	Qu'est-ce que cela veut dire?	kehs-kuh suh-lah vuh deer
14. Could you help me, please?	Pourriez-vous m'aider, s'il vous plaît?	poo-ryay voo meh-day seel voo pleh
15. Do you speak English?	Parlez-vous anglais?	pahr-lay voo ahn-gleh
16. I speak a little French.	Je parle un peu le français.	zhuh pahrl uhN puh luh frahn seh
17. I don't understand.	Je ne comprends pas.	zhuh nuh kohN-prahN pah
18. Please repeat.	Répétez, s'il vous plaît.	ray-pay-tay seel voo pleh

24 IMPORTANT WORDS AND PHRASES

ENGLISH	FRENCH	PRONUNCIATION
19. What did you say?	Qu'est-ce que vous avez dit?	kehS-kuh voo zah-vay dee
20. I'm lost.	Je me suis égaré(e).	zhuh muh swee zay-gah-ray
21. I'm looking for . . .	Je cherche . . .	zhuh shehrsh
22. Where are the bathrooms?	Où sont les toilettes?	oo sohN lay twah-leht
23. Where is the police station?	Où est le poste de police?	oo eh luh pohst duh poh-lees
24. Where is the American Embassy?	Où est l'ambassade américaine?	oo eh lahN-bah-sahd ah-may-ree kehN

This page intentionally left blank.



Index

A

À

- for answering questions, 169–70
- for places, 107
- verbs that require, 285–86

À + definite article, 106

A (vowel), pronouncing, 4

Accent marks, 3–4

- aigu, 3
- cédille, 3
- circumflexe, 3
- grave, 3
- tréma, 4

Accidents, terms for, 266–67

Acheter (to buy), 38, 143

Acquaintances, phrases for questioning new, 160–61

Active voice, 267

Adjectives

- adverbs not formed from, 85–87
- comparisons of, 208–11
- with different meanings, 81–82
- ending in -é, 75
- ending in silent -e, 75–76
- forming irregular adjectives, 76–79
- making feminine, 74–75

making plurals of, 79–80

past participles used as, 76

positioning, 80–81

possessive, 99–100

special forms of, 79

Adverbs

comparisons of, 211–13

exceptions for, 84–85

forming, 83

indefinite pronouns as, 277

not formed from adjectives, 85–87

positioning, 87

of quantity, 87

Affirmative answers, 164

Affirmer (to affirm), 204

Aigu mark, 3

Aimer (to like), past participle, 49

Airplanes, travel terms for, 263

Airports, terms for, 262–63

Aller (to go), 39

imperfect of, 54

passé composé, 51

subjunctive for, 146

Alterations, for clothing, terms for, 254–55

An (year), using, 121
 Animals, names of, 206
 Answers
 for no, 164–67
 positive, to invitations, 194
 for yes, 164
 Antonyms, 210–11
Appeler (to call), 38
 Appetizers, names of, 231
Arriver (to arrive), passé composé, 51
 Articles
 definite, 16–17
 demonstrative adjectives, 18–19
 indefinite, 17–18
 Assistance, phrases for, 176
Assurer (to assure), 204
Aucun(e), 275
 Automobiles, terms for, 264–67
Autre(s), 275–76
Avancer (to advance), 36
Avoir (to have)
 conjugating, 39–40
 as helping verb, 48
 imperfect of, 54
 past participle, 49
 subjunctive for, 147
 -ayer verbs, future tense for, 65

B

Banking, terms for, 271–72. *See also*
 Business terms
 Bars, drink terms for, 235–36
 Beverages, terms for, 235–36
 Bistros. *See* Food establishments
 Body, parts of the, 246–47
Boire (to drink), 40
 imperfect of, 54
 past participle, 49
 Brasseries. *See* Food establishments
 Business terms
 for banking, 270–71
 for computers, 281–83
 for conducting business, 283–85
 for faxes, 281
 for photocopying, 280–81
 for stationery, 280

C

Cafés. *See* Food establishments
 Camera stores, phrases for, 180
 Cardinal numbers, 116–17
 Cars, terms for, 264–67
Ce + être, using, 136–38
Ce, ça (this), 188
Ce (demonstrative adjective), 18–19
Ce qui, ce que, and *ce dont*, 225–26
Ceci, cela (this), 188
 Cédille mark, 3
 -cer verbs, conjugating, 36–37
Certain(e)s, 276
Cet (demonstrative adjective), 18–19
 Cheeses, names of, 236
Choisir (to choose), 34
 Circonflexe mark, 3
 Classrooms, terms for, 206
 Cloth, types of, 257
 Clothing, 252–63
 colors and, 256–57
 explaining problems of, 255–56
 fabrics for, 257
 getting alterations for, 254–55
 making purchases for, 258
 patterns for, 257
 sales and, 258
 selecting sizes for, 253–54
 variable demonstrative pronouns for,
 258–59
 Cognates, 26–28
 false friends, 27–28
 near perfect, 27
 perfect, 26
 Colors, names of, 256–57
Combien (how much, many), 169
 Commands, giving, 129–30
Comment (how), 169
 Comparison expressions
 colloquial, 215
 of equality, 214–15
 of inequality, 207–14
 for adjectives, 208–11
 for adverbs, 211–13
 for nouns, 213–14
 Complaints, phrases for, 136
 Compound prepositions, 106

- Computers, terms for, 281–83
 Condiments, names of, 235
 Conditional tense
 of irregular verbs, 68–69
 of regular verbs, 67–68
 uses of, 69
 Conditional sentences, 70–71
Conduire (to drive), 40
 imperfect of, 54
 past participle, 50
 Conjunctions
 subjunctive after, 220–22
 that take indicative, 222
Connaître (to know), 40
 imperfect of, 54
 past participle, 49
 Consonants, 9–12
 Continents, names of, 97
 Cooking terms, 234–35
 Countries, names of
 feminine, 97
 masculine, 96
Croire (to believe), 40–41, 196, 204
 imperfect of, 54
 past participle, 49
- D**
- Dans*, 106
 Days/dates, names of, 119, 121–22
De
 for places, 107
 showing possession with, 99
 verbs that require, 286–87
 Definite articles, 16–17
 Demonstrative adjectives, 18–19
 Demonstrative pronouns, variable,
 258–59
Des (indefinite article), 17–18
Descendre (to descend), passé composé
 for, 51, 52
Devenir (to become), passé composé for,
 50
Devoir (to have to or to owe), 41,
 143–44
 imperfect of, 54
 past participle, 49
- Dietary restrictions, terms for, 238
Dire (to say), 41
 imperfect of, 55
 Direct object pronouns, 188–89
 Directions
 asking for, 159
 giving and receiving, 130–33
 Doctor's office
 asking and answering “how long?”
 259
 explaining health symptoms,
 247–48
 terms for, 248
Dont, 224–25
Dormir (to sleep), 41
 imperfect of, 55
D'où (from where), 170
 Double object pronouns, order of,
 193–94
 Drinks, terms for, 235–36
 Dry cleaner's, phrases for, 179
- E**
- E + consonant + er verbs
 conjugating, 37–38
 future tense for, 65–66
 É + consonant + er verbs, conjugating,
 38
E (vowel), pronouncing, 4–5
Écrire (to write), 41
 imperfect of, 55
 past participle, 50
 Eating establishments. See Food estab-
 lishments; Foods; Meals
 Eggs, cooking terms for, 234
 Elision, 2
 Emotions, subjunctive to express,
 195–96
Employer (to use), 37
En, 106, 239–42
 Encouragement, phrases for offering,
 149–50
Entrer (to enter), passé composé, 51
 -er verbs
 conditional of, 67–68
 conjugating, 32–34

I N D E X

Espérer (to hope), 196, 204
Est-ce que, for questions, 152–53
Estimer (to esteem), 204
Être à, 101
Etre (to be), 41
 imperfect of, 54
 past participle, 50
 subjunctive for, 147
 using *passé composé* with, 50–51
 Exclamations, 219

F

Fabrics, types of, 257
Faire (to make, do), 42
 imperfect of, 55
 past participle, 50
 subjunctive for, 146
Falloir (to be necessary), 191
 False friends, 27–28
 Family members, names of
 female, 98–99
 male, 98
 showing possession and,
 99–101
 Faxes, sending, 281
 Feelings, subjunctive to express,
 195–96
 Female family members, names of,
 98–99
 Feminine countries, names of, 97
 Finance. *See* Business terms
 Fish, 232
 Food establishments, 230–31
 drinks, 235–36
 etiquette for, 237
 menu terms for, 233
 phrases for problems in, 238
 terms for table settings in, 237
 Food stores
 expressions for going to, 142
 getting help in, 142–43
 names of, 141–42
 Foods
 appetizers, 231
 cheeses, 236
 cooking terms, 234–35

desserts, 236
 diet restrictions and, 238
 fish and seafood, 232
 fowl and game, 232
 fruits, 233
 herbs, condiments, and spices,
 terms for, 235
 ice cream terms, 236
 meats, 232
 nuts, 233
 salads, 233
 soups, 231–32
 Fowl and game, names of, 232
 Fruits, names of, 233
 Furniture, names of, 140–41
 Future perfect, 67
 Future tense, 64
 of irregular verbs, 66
 of regular verbs, 64–65
 of shoe verbs, 65
 uses of, 66

G

Game and fowl, names of, 232
 Games, names of, 186–87
 Gender, 16
 Gender-obvious nouns, 19–21
 -ger verbs, conjugating, 37
 Good-byes, phrases for, 90–91
 Grave mark, 3
 Greetings, phrases for, 90–91

H

Hair salon, phrases for, 178–79
 Help, phrases for, 176
 Herbs, names of, 235
 Hotels
 amenities for, 218
 room needs and, 218–19
 House and home
 chores, 141
 furniture, 140–41
 rooms and parts, 140
 store names for, 141–42
 "How long?", asking and answering, 249

- I**
- I* (vowel), pronouncing, 5
 - Ice cream, terms for, 236
 - Idioms, 135
 - Il est*, using, 136–38
 - Il y a*, using, 159
 - Imperfect tense (*l'imparfait*), 53
 - deciding when to use, 55–58
 - of *être*, 54
 - of irregular verbs, 54–55
 - of regular verbs, 53
 - of shoe verbs, 54
 - Impersonal expressions, 144
 - subjunctive after, 203
 - Indefinite articles, 17–18
 - Indefinite pronouns, 274–77
 - as adverbs, 277
 - Indicative, for doubt, certainty, or probability, 202–3
 - Indifference, expressing, 201–2
 - Indirect object pronouns, 188, 189–91
 - Infinitives
 - prepositions before, 285–87
 - reflexive verbs with, 95
 - Information questions, 155–58
 - answering, 168–72
 - interrogative adjectives for, 155
 - interrogative adverbs for, 155–56
 - invariable interrogative pronouns for, 157–58
 - variable interrogative pronouns for, 156–57
 - Interrogative adjectives, for information questions, 155
 - Interrogative adverbs
 - for answering questions, 169–71
 - for information questions, 155–56
 - Invariable demonstrative pronouns, 188
 - Invariable interrogative pronouns, 157–58
 - Inversion, for questions, 153–54
 - Invitations
 - accepting, 110
 - expressing indecision and indifference for, 111
 - extending, 109–10
 - ne . . . pas* and, 112
 - positive responses to, 194
 - refusing, 111
 - verbs for, 104–5
 - ir* verbs
 - conditional of, 67–68
 - conjugating, 34–35
 - Irregular adjectives, forming, 76–79
 - Irregular verbs, 39–44. *See also* Reflexive verbs; Regular verbs; Shoe verbs; Verbs
 - conditional of, 68–69
 - future tense of, 66
 - passé simple of, 59–60
 - subjunctive for, 146–47
- J**
- Jeter* (to throw), 38
 - Jewelry stores, phrases for, 181
 - Jouer* (to play), past participle, 49
- L**
- La* (definite article), 16–17
 - Le* (definite article), 16–17
 - Leisure activities, names of, 186–87. *See also* Sports activities
 - Lequel*
 - for information questions, 168–69
 - as object of preposition, 224
 - Les* (definite article), 16–17
 - Liaison, 2
 - Lire* (to read), 43
 - imperfect of, 55
 - past participle, 49
- M**
- Male family members, names of, 98
 - Manger* (to eat), 37
 - Manquer* (to miss), 191
 - Masculine countries, names of, 96
 - Meals. *See also* Food establishments; Foods
 - names of, 232–34
 - types of, 230
 - Meats, names of, 232

Medical problems, explaining symptoms
of, 247–48
Menu terms, 234
Mettre (to put), 43
imperfect of, 55
past participle, 50
Mois (less), 213–14
Monter (to go up), *passé composé*,
51, 52
Months, names of, 120
Mourir (to die), *passé composé*, 50
Movies, phrases for, 187

N

Naître (to be born), *passé composé*, 51
Nasal sounds, pronouncing, 6–8
Nationalities, names of, 97–98
Ne, 166
Ne . . . jamais, 166–67
Ne . . . pas, 112
with reflexive verbs, 112
Near perfect cognates, 27
Need and necessity, subjunctive for,
147–48
Negative answers, 164–67
Negative expressions, for questions,
167–68
Negative opinions, expressing, 201
N'est-ce pas, for questions, 152
Ni . . . ni, 165
No, answering, 164–67
Non-nasal combinations, 9
Noun markers, 16–19
definite articles, 16–17
demonstrative adjectives, 18–19
indefinite articles, 17–18
Nouns, 19–25
always feminine, 21
always masculine, 21
comparison of, 213–14
for either gender, 20
gender endings for, 21–22
gender-changing singular, 20
gender-obvious, 19–20
making plurals for, 22–25
subject, 30–31

Nulle part, 165–66
Numbers
cardinal, 116–17
nouns of, 117–18
ordinal, 118–19
pronunciation guide for, 118
Nuts, names of, 233

O

O (vowel), pronouncing, 5–6
Object pronouns, 188–94
agreement of past participle and,
192–93
direct, 188–89
indirect, 188, 189–91
order of double, 193–94
position of, 192
Offrir (to offer), 43
imperfect of, 55
past participle, 50
Opinions
expressing negative, 201
subjunctive after verbs of, 204
Optical centers, phrases for, 179–80
Ordinal numbers, 118–19
Origins, phrases for, 95–97
Où, as relative pronoun, 225
Ouvrir (to open), 43, 50
imperfect of, 55

P

Parler (to speak), 32
Participles
perfect, 274
present, 272–74
Partir (to leave), *passé composé*, 51–53
Partitive, for quantity, 229–30
Passé composé (past tense)
deciding when to use, 55–58
forming, with *être*, 51–52
using, with *être*, 50–51
Passé simple (past definite), 59
of irregular verbs, 59–60
of shoe verbs, 59
Passer (to pass by), *passé composé*, 51

INDEX

- Passive voice, 267–68
 - Past conditional, 69–70
 - Past participles, 48–49
 - agreement of object pronouns and, 192–93
 - for irregular verbs, 49–50
 - for regular verbs, 49
 - used as adjectives, 76
 - Past subjunctive, 149
 - Past tense. *See* Passé composé (past tense)
 - Patterns, clothing, names for, 257
 - Penser* (to think), 196, 204
 - Perception, verbs of, 194
 - Perfect cognates, 26
 - Perfect participles, 274
 - Personne*, 165–66
 - Pharmacy terms, 244–45
 - Phones. *See* Telephones
 - Photocopies, phrases for making, 280–81
 - Photography stores, phrases for, 180
 - Places, names of, 107
 - Plaire* (to please), 191
 - Pleuvoir* (to rain), past participle, 49
 - Pluperfect, 58–59
 - Plurals
 - for adjectives, 79–80
 - for nouns, 22–25
 - Plus* (more), 213–14
 - Plusieurs*, 276
 - Positive reinforcement, 135–36
 - Possessive adjectives, 99–100
 - Possessive pronouns, 100–101
 - Post office, phrases for, 176–78
 - Pourquoi* (why), 170
 - Pouvoir* (to be able to), 43
 - imperfect of, 55
 - for invitations, 104
 - special uses of, 104–5
 - subjunctive for, 147
 - Prendre* (to take), 43
 - imperfect of, 55
 - past participle, 50
 - Prepositional modifiers, 245–46
 - Prepositions, 105–6
 - compound, 106
 - before infinitives, 285
 - using, in answers, 171–72
 - verbs used without, 287
 - Present participles, 272–74
 - Present subjunctive
 - avoiding, 149
 - for expressions of need and necessity, 147–48
 - forming 144–45
 - for irregular verbs, 146–47
 - for regular verbs, 145
 - for verbs of wishing and wanting, 148
 - for verbs with two stems
 - Present tense, 45
 - Prices, asking for, 160
 - Pronouns, 30
 - indefinite, 274–77
 - invariable demonstrative, 188
 - for making suggestions, 186
 - possessive, 100–101
 - stress, 108–9
 - subject, 30–31
 - variable demonstrative, 258–59
 - Pronunciation
 - elision and, 2
 - liaison and, 2
 - perfecting, 2
 - stress for, 2
 - Proposals, making, 128
- Q**
- Quand* (when), 169
 - Quantities
 - adverbs of, 87
 - measuring, 228
 - nouns of, 228–29
 - using partitive for, 229–30
 - Que* (whom, which, that), 157–58
 - in answers, 165
 - as direct object of relative clause, 223–24
 - Quel* (which, that, what), 155
 - for information questions, 168–69
 - Quelque chose*, 276
 - Qu'est-ce qui, que*, answering questions with, 170

- Questions
 answers to commonly asked, 171
 asking yes/no, 152–54
 information, 155–58
 answering, 168–72
 interrogative adjectives for, 155
 interrogative adverbs for, 155–56
 invariable interrogative pronouns for, 157–58
 variable interrogative pronouns for, 156–57
 for lack of communication, 161
 negative expressions for, 167–68
 for new acquaintances, 160–61
- Qui* (who, whom, which, that), 157–58
 for answering questions, 170
 as object of preposition, 224
 as subject of relative clause, 223
- Quoi* (what), 170–71
- R**
- re verbs
 conditional of, 67–68
 conjugating, 35–36
- Recevoir* (to receive), 43
 imperfect of, 55
 past participle, 49
- Reflexive verbs, 91–95. *See also* Irregular verbs; Regular verbs; Shoe verbs; Verbs
 choosing correct, 93–94
 in compound tenses, 95
 idiomatic, 94
 with infinitives, 95
ne . . . pas with, 112
- Regular verbs. *See also* Irregular verbs; Reflexive verbs; Shoe verbs; Verbs
 conditional of, 67–68
 imperfect of, 53
 subjunctive of, 145
- Relative clauses, subjunctive in, 222
- Relative pronouns, 223–26
- Remarquer* (to notice), 204
- Rentrer* (to return), passé composé, 51, 52–53
- Répéter* (to repeat), 38
- Responses. *See* Answers
- Restaurants, 230–31. *See also* Food establishments; Foods; Meals
- Rester* (to remain), passé composé, 51
- Retourner* (to return), passé composé, 51
- Revenir* (to come back), passé composé, 50
- Rien*, 166, 276
- Roads, parts of, 267
- Rooms, names of, 140
- S**
- Salads, names of, 233
- Sales, for clothing, 258
- Savoir* (to know a fact), 44
 imperfect of, 55
 past participle, 49
 subjunctive for, 147
- School subjects, names of, 207
- Se réjouir* (to rejoice), 196
- Se sentir* (to feel), 92, 248
- Seafood, names of, 232
- Seasons, names of, 120
- S'étonner* (to be astonished), 196
- Shoe verbs. *See also* Irregular verbs; Reflexive verbs; Regular verbs; Verbs
 conjugating, 36–38
 imperfect of, 54
 passé simple of, 59
 subjunctive for, 145–46
- Sizes, of clothing, 253–54
- Sortir* (to go out), passé composé, 51, 52–53
- Soups, names of, 231–32
- Special services and needs, phrases for, 181–82
- Spices, names of, 235
- Sports activities. *See also* Leisure activities, names of
 engaging in, 198–99
 equipment for, 199
 names of, 198
- Stationery supplies, terms for, 280
- Stock market, terms for, 271–72. *See also* Business terms

- Stores
 expressions for going to, 142
 getting help in, 142–43
 names of, 141–42
- Stress pronouns, 108–9
- Subject nouns, 30–31
- Subject pronouns, 30–31
- Subjunctive
 after conjunctions, 220–22
 after impersonal expressions, 203
 after superlative expressions, 215–16
 after verbs of opinion or knowledge,
 204
 to express emotions and feelings,
 195–96
 with expressions of doubt, 202–3
 past, 149
 present
 avoiding, 149
 for expressions of need and
 necessity, 147–48
 forming, 144–45
 for irregular verbs, 146–47
 of regular verbs, 145
 for verbs of wishing and wanting,
 148
 for verbs with two stems, 145–46
 in relative clauses, 222
 in third person commands, 220
- Suggestions, pronouns for, 186
- Superlative expressions
 colloquial, 215
 of inequality
 for adjectives, 208–11
 for adverbs, 211–13
 for nouns, 213–14
- Syllables, stress for, 2
- T**
- Table settings, terms for, 237
- Telephones
 phrases for conversations on, 172–73
 phrases for problems with, 17
- Television, phrases for, 187
- Temperature, phrases for expressing,
 200
- Time
 expressions of, 120–21
 phrases for telling, 122–24
- Tomber* (to fall), passé composé, 51
- Tout*, 276
- Train stations, terms for, 264
- Transportation, means of, 130–31
- Travel terms
 for airplanes, 263
 for airports, 262–63
 for cars, 264–67
 for giving and receiving directions,
 131–33
 for train stations, 264
- Tréma mark, 4
- U**
- U* (vowel), pronouncing, 6
- Un* (indefinite article), 17–18
- Une* (indefinite article), 17–18
- V**
- Variable demonstrative pronouns,
 258–59
- Variable interrogative pronouns,
 for information questions,
 156–57
- Vendre* (to sell), 35
- Venir* (to come), 44
 imperfect of, 55
 passé composé, 51
- Verbs, 31. *See also* Irregular verbs;
 Passé composé (past tense);
 Reflexive verbs; Regular verbs;
 Shoe verbs
 for invitations, 104–5
 of perception, 194
 reflexive, 91–95
 requiring *à*, 285–86
 requiring *de*, 286–87
 taking direct object pronouns, 190
 taking indirect object pronouns,
 190–91
 used without prepositions, 287
 uses of present tense of, 45

I N D E X

Voir (to see), 44
 imperfect of, 55
 past participle, 49
Vouloir (to want), 44
 imperfect of, 55
 for invitations, 104
 past participle, 49
 special uses of, 104
 subjunctive for, 146
Vowels, pronouncing, 4–6

W

Wanting, subjunctive for, 148
Weather, phrases for, 199–200
Wishing, subjunctive for, 148

Y

Y (there)
 positioning, 134–35
 using, 133–34
-yer verbs, conjugating, 37
 future tense for, 65
Yes, answering, 164
Yes/no questions, asking, 152–54
“You’re welcome,” phrases for, 110

About the Author

Gail Stein has an M.A. in French literature from New York University and has taught French and Spanish in New York City public junior and senior high schools for more than thirty-three years. She has authored numerous text and trade books in both languages. Mrs. Stein has also assisted in a revision project of the French curriculum for the New York City Board of Education and has served as an adjunct professor to St. John's University in its Early Admission Extension Program. She has given presentations and demonstration lessons at numerous foreign language conferences and has had her lessons videotaped by the New York City Board of Education for national distribution. Mrs. Stein has been recognized in the 2000 and 2002 editions of *Who's Who Among America's Teachers*.